

REFERENCE / DESCRIPTION

NET AMOUNT

Vendor: PSEG	PUBLIC SERVICE ELECTRIC & GAS		
PO: 18-02507	DESC: OCT 2018 PSEG ELE & GAS BILLS		62,450.71
INV: DPW ELE	AMT:	551.49	
INV: FIRE ELE	AMT:	1,095.04	
INV: MUNICIPAL ELE	AMT:	14,153.95	
INV: PAL ELE	AMT:	63.86	
INV: RECREATION ELE	AMT:	3,908.20	
INV: STREET LIGHTS	AMT:	42,016.23	
INV: TRAFFIC LIGHTS	AMT:	661.94	

A Natural Check Date: 10/31/18 Check Amount: \$*****62,450.71

DETACH BEFORE DEPOSITING

DOCUMENT CONTAINS INVISIBLE FLUORESCENT FIBERS AND CHEMICAL REACTIVE PROPERTIES SECURE PAPER CONTAINS TONER ADHESION PROTECTION AND A METALLIC HOLOGRAM

WILLINGBORO TOWNSHIP
CURRENT ACCOUNT
1 REV. DR. M. L. KING JR. DRIVE
WILLINGBORO, NEW JERSEY 08046



TD Bank
America's Most Convenient Bank®

No. 61808

55-136/312

DATE

AMOUNT

10/31/18

61808

\$*****62,450.71

Sixty Two Thousand Four Hundred Fifty AND 71/100 Dollars

TO THE
ORDER
OF

PUBLIC SERVICE ELECTRIC & GAS
ATTN: DONNA JOHNSON
20 COMMERCE DRIVE- 4TH FLOOR
L CRANFORD, NJ 07016

NEW JERSEY
Naturally Better Place to Be
Doris K. Kelly
[Signature]



TOWNSHIP OF WILLINGBORO

1 REV. DR. M.L. KING JR. DRIVE
 WILLINGBORO, NJ 08046
 TEL (609)877-2200 FAX (609)877-7352

PURCHASE ORDER	
THIS NUMBER MUST APPEAR ON ALL INVOICES, PACKING LISTS, CORRESPONDENCE, ETC.	
NO.	18-02507

ORDER DATE: 10/23/18
 REQUISITION NO:
 DELIVERY DATE:
 STATE CONTRACT:
 ACCOUNT NUM:

PAYMENT RECORD	
CHECK NO.	
DATE PAID	

NOTICE: TAX ID #21-6007381 - TAX EXEMPT

SHIP TO	WILLINGBORO TWP - FINANCE DEPT 1 REV. DR. M.L. KING JR. DRIVE WILLINGBORO, NJ 08046-2853 ATTN: DEBBIE KIRBY EXT 1002
	VENDOR #: PSEG PUBLIC SERVICE ELECTRIC & GAS COMPANY 80 PARK PLAZA NEWARK, NJ 07102 Phone: (908)931-3451 Fax: (908)272-4405

QTY/UNIT	DESCRIPTION	ACCOUNT NO.	UNIT PRICE	TOTAL COST
1.00	OCT 2018 PSEG ELE & GAS BILLS	8-01-31-430-000-264	13,911.4200	13,911.42
1.00	OCT 2018 PSEG ELE & GAS BILLS	8-01-31-430-000-265	63.8600	63.86
1.00	OCT 2018 PSEG ELE & GAS BILLS	8-01-31-430-000-266	1,095.0400	1,095.04
1.00	OCT 2018 PSEG ELE & GAS BILLS	8-01-31-430-000-264	242.5300	242.53
1.00	OCT 2018 PSEG ELE & GAS BILLS	8-01-31-430-000-265	3,908.2000	3,908.20
1.00	OCT 2018 PSEG ELE & GAS BILLS	8-01-31-430-000-267	551.4900	551.49
1.00	OCT 2018 PSEG ELE & GAS BILLS	8-01-26-300-000-075	661.9400	661.94
1.00	OCT 2018 PSEG ELE & GAS BILLS	8-01-31-435-000-020	42,016.2300	42,016.23
			TOTAL	62,450.71



CLAIMANT'S CERTIFICATION & DECLARATION	OFFICER'S CERTIFICATION	APPROVAL TO PURCHASE
<p>I do solemnly declare and certify under penalties of the law that the within bill is correct in all its particulars; that the articles have been furnished or services rendered as stated therein; that no bonus has been given or received by any person or persons within the knowledge of this claimant in connection with the above claim; that the amount therein stated is justly due and owing; and that the amount charged is a reasonable one.</p> <p>X</p> <p>VENDOR SIGN HERE</p> <p>OFFICIAL POSITION _____ DATE _____</p> <p>TAX ID NO. OR SOCIAL SECURITY NO. _____</p>	<p>I, having knowledge of the facts, certify that the materials and supplies have been received or the services rendered; said certification being based on signed delivery slips or other reasonable procedures.</p> <p>DEPT. HEAD _____ DATE _____</p> <p>VENDOR MUST SIGN CERTIFICATION STATEMENT ON THIS VOUCHER. MAIL VOUCHER & ITEMIZED BILLS TO:</p> <p>TOWNSHIP OF WILLINGBORO 1 REV. DR. M.L. KING JR. DRIVE WILLINGBORO, NJ 08046</p>	<p>DO NOT ACCEPT THIS ORDER UNLESS IT IS SIGNED BELOW.</p> <p>DEPARTMENT HEAD _____</p> <p>PURCHASING AGENT _____</p> <p>DIRECTOR OF FINANCE _____</p>

TOWNSHIP OF WILLINGBORO

1 REV. DR. M.L. KING JR. DRIVE
 WILLINGBORO, NJ 08046
 TEL (609)877-2200 FAX (609)877-7352

PURCHASE ORDER	
THIS NUMBER MUST APPEAR ON ALL INVOICES, PACKING LISTS, CORRESPONDENCE, ETC.	
NO.	18-02507

ORDER DATE: 10/23/18
 REQUISITION NO:
 DELIVERY DATE:
 STATE CONTRACT:
 ACCOUNT NUM:

PAYMENT RECORD	
CHECK NO.	
DATE PAID	

NOTICE: TAX ID #21-6007381 - TAX EXEMPT

S H I P T O	WILLINGBORO TWP - FINANCE DEPT 1 REV. DR. M.L. KING JR. DRIVE WILLINGBORO, NJ 08046-2853 ATTN: DEBBIE KIRBY EXT 1002
	V E N D O R

QTY/UNIT	DESCRIPTION	ACCOUNT NO.	UNIT PRICE	TOTAL COST
1.00	OCT 2018 PSEG ELE & GAS BILLS	8-01-31-430-000-264	13,911.4200	13,911.42
1.00	OCT 2018 PSEG ELE & GAS BILLS	8-01-31-430-000-265	63.8600	63.86
1.00	OCT 2018 PSEG ELE & GAS BILLS	8-01-31-430-000-266	1,095.0400	1,095.04
1.00	OCT 2018 PSEG ELE & GAS BILLS	8-01-31-430-000-264	242.5300	242.53
1.00	OCT 2018 PSEG ELE & GAS BILLS	8-01-31-430-000-265	3,908.2000	3,908.20
1.00	OCT 2018 PSEG ELE & GAS BILLS	8-01-31-430-000-267	551.4900	551.49
1.00	OCT 2018 PSEG ELE & GAS BILLS	8-01-26-300-000-075	661.9400	661.94
1.00	OCT 2018 PSEG ELE & GAS BILLS	8-01-31-435-000-020	42,016.2300	42,016.23
			TOTAL	62,450.71

COPY 2

Your energy bill

Bill date: October 12, 2018

For the period: September 12, 2018 to October 10, 2018

Message Center

Pay your way! For your convenience, PSE&G offers a variety of bill payment options. To learn more, visit pseg.com/paymentoptions.

Online is easy! Sign up for My Account at pseg.com where you can view/pay your bill, schedule a service appointment, report and check the status of power outages...and more!

At PSE&G, we are committed to supporting your business needs. That's why we created a dedicated, toll-free number to address your energy questions and concerns. PSE&G's Business Solutions Center is available Monday-Friday, 7:00 a.m. – 5:30 p.m. at 1-855-249-7734 (1-855-BIZ-PSEG).

Is your business' outdoor lighting unreliable or outdated? Contact PSE&G to discuss your outdoor lighting needs. Call 1-800-664-4761 (Option 3).

NEXT METER READING November 8, 2018

How to contact us

1-855-BIZ-PSEG (249-7734)

Customer service: 7am to 5:30pm Mon to Fri, Closed on weekends and holidays

Emergencies / outages: 24 hours daily

TTY for the hearing impaired 1 800 225-0072

Visit pseg.com/myaccount to access your account anytime

Text us. Register for MyAlerts by texting **REG** to 4PSEG(47734)
> Text **OUT** to report an outage.

[facebook.com/pseg](https://www.facebook.com/pseg)

twitter.com/psegdelivers

WILLINGBORO TOWNSHIP
WILLINGBORO TWP/REST ROOM LIGHTS

ACCOUNT NUMBER
69 798 844 09

SERVICE ADDRESS
91 TWIN HILL DR RSTM/LIGHT
WILLINGBORO TWP NJ 08046

Your billing summary

Balance remaining from your last bill

PSE&G balance from last bill -\$203.41

Balance remaining from your last bill **-\$203.41**

This month's charges and credits

Electric charges - PSE&G \$7.88

This month's charges and credits **\$7.88**

Total credit balance

\$195.53 CR

Page 1 of 4

PAY YOUR WAY, 24/7

We offer a variety of methods that make it easy to pay your bill. See reverse side for more information.

Account number

6979884409

Credit balance - do not pay

\$195.53 CR

Amount enclosed

OK

203500 000004304



WILLINGBORO TOWNSHIP
WILLINGBORO TWP/REST ROOM LIGHTS
1 REV MLK JR DR
WILLINGBORO NJ 08046-2853



PSE&G CO
PO BOX 14444
NEW BRUNSWICK NJ 08906-4444

6979884409 0000195537 00000000005



Shut-off notice
Total amount due **\$12,571.40**
See shut-off notice below for payment details

Bill date: September 11, 2018
For the period: June 23, 2018 to July 24, 2018

3

Your energy bill

Message Center

**** SHUT-OFF NOTICE ****
1-800-357-2262 (Mon-Fri, 7:30 AM - 8:00 PM)

Your bill is now past due. Payment of \$560.57 must be received by 9/27/2018 or service may be shut off. A security deposit may be required if late payments continue. A statement of customer rights and fees is shown on the reverse side.

Si en el futuro usted desea recibir la notificación de desconexión de servicio en español, por favor llame al 1-800-357-2262.

A better web experience is here! We're excited to debut the new pseg.com, making it easier than ever to do business with us and manage your energy needs. We redesigned our website with an updated, modern look and simplified content that is easier to use. To learn more, see the enclosed insert, or visit pseg.com today!

NEXT METER READING October 22, 2018

How to contact us

1-855-BIZ-PSEG (249-7734)
Customer service: 7am to 5:30pm Mon to Fri, Closed on weekends and holidays
Emergencies / outages: 24 hours daily
TTY for the hearing impaired 1 800 225-0072

Visit pseg.com/myaccount to access your account anytime

Text us. Register for MyAlerts by texting **REG** to 4PSEG(47734)
> Text **OUT** to report an outage.

facebook.com/pseg twitter.com/psegdelivers

WILLINGBORO TWP

ACCOUNT NUMBER
42 092 509 02

SERVICE ADDRESS
1 SALEM RD
WILLINGBORO TWP NJ 08046

Your billing summary

Balance remaining from your last bill

PSE&G balance from last bill	\$6,363.14
Balance remaining from your last bill	\$6,363.14

This month's charges and credits

Electric charges - PSE&G for 1 meter	\$6,208.26
This month's charges and credits	\$6,208.26

Total amount due by Sep 26, 2018 **\$12,571.40**

\$ 12571.40



Details of your electric charges

Your rate: *Large Power & Lighting Secondary (LPLS)*

Meter # 9217638	Usage In
Actual reading Jul 24, 2018	617
<i>Less</i> Actual reading Jun 23, 2018	304
Multiplier	120
On-peak kWh In	21,486
Off-peak kWh In	22,392
Total kWh In	43,878

Meter # 9217638	Usage Out
Actual reading Jul 24, 2018	685
<i>Less</i> Actual reading Jun 23, 2018	314
Multiplier	120
On-peak kWh Out	0
Off-peak kWh Out	0
Total kWh Out	0
Net Usage	43,878
On-peak	21,486
Off-peak	22,392

Delivery charges

Monthly service charge		\$370.81
Charges for delivering electric to you:		
Annual Demand	111.600 kW x \$3.575090	\$398.98
	<i>The highest Measured Demand in any time period in the current month.</i>	
Summer Demand	111.600 kW x \$8.505376	\$949.20
	<i>The Measured Demand (excluding off-peak) in each billing month of June through September.</i>	
kWh - On-peak	21,486 kWh x \$0.001119	\$24.04
	<i>Energy consumed between 8am-10pm, Monday to Friday.</i>	
kWh - Off-peak	22,392 kWh x \$0.001119	\$25.06
	<i>Energy consumed outside peak hours.</i>	
Societal Benefits	43,878 kWh x \$0.007874	\$345.50
	<i>This charge recovers the cost of government mandated programs designed to achieve public policy goals, such as energy conservation.</i>	

Total electric delivery charges \$2,113.59

Supply charges

BGS Capacity		
Generation	131.556 kW x \$5.504804	\$724.19
Transmission	112.099 kW x \$9.392412	\$1,052.88
Cost of electric supplied by PSE&G:		
On-peak		
For the first	4,710 kWh x \$0.068756	\$323.84
For the next	16,776 kWh x \$0.066683	\$1,118.67
Off-peak		
For the first	5,658 kWh x \$0.040629	\$229.88
For the next	16,734 kWh x \$0.038557	\$645.21

Total electric supply charges \$4,094.67



Total electric charges

\$6,208.26

MEASURED DEMAND

On-Peak kW	111.60
Off-Peak1 kW	0.00
Off-Peak2 kW	74.50

Measured Demand is the maximum use of electricity at any time during a monthly time period, as measured by your meter.

BILLED DEMAND

Annual Demand kW	111.60
Summer Demand kW	111.60

SUPPLY CAPACITY

Generation kW	131.560
Transmission kW	112.100

Supply capacity is required to serve the system's annual peak usage. The above supply capacity represents your share of these facilities, in kilowatts (kW). It is calculated based on your peak usage from the previous summer. Supply capacity values are updated periodically throughout the year and are prorated based on your service period.

Price to compare

If you want to consider getting your electric supply from another supplier, compare their price with ours. This month, your cost for energy supply is \$4,094.67. This *price to compare* varies month to month, depending on your usage.

Your PoD ID is: PE000011914624943075 – Your PoD ID is your Point of Delivery identification within PSE&G's system. You will need this number if you are considering enrolling with another supplier.



Shut-off notice
Total amount due **\$6,363.14**
See *shut-off notice* below for payment details

Your energy bill

Message Center

**** SHUT-OFF NOTICE ****
1-800-357-2262 (Mon-Fri, 7:30 AM - 8:00 PM)

Your bill is now past due. Payment of \$560.57 must be received by 9/27/2018 or service may be shut off. A security deposit may be required if late payments continue. A statement of customer rights and fees is shown on the reverse side.

Si en el futuro usted desea recibir la notificación de desconexión de servicio en español, por favor llame al 1-800-357-2262.

When you see our crews in the street installing new gas pipes, please pardon any inconvenience. We're working hard to make sure our gas system is upgraded to safely and reliably provide you with heat and hot water now and in the future. For a list of towns and streets where the work is taking place, go to pseg.com/gaswork.

NEXT METER READING October 22, 2018

How to contact us

1-855-BIZ-PSEG (249-7734)
Customer service: 7am to 5:30pm Mon to Fri, Closed on weekends and holidays
Emergencies / outages: 24 hours daily
TTY for the hearing impaired 1 800 225-0072

Visit pseg.com/myaccount to access your account anytime

Text us. Register for MyAlerts by texting **REG** to 4PSEG(47734)
> Text **OUT** to report an outage.

[facebook.com/pseg](https://www.facebook.com/pseg) twitter.com/psegdelivers

Bill date: September 11, 2018
For the period: May 24, 2018 to June 22, 2018

WILLINGBORO TWP

ACCOUNT NUMBER
42 092 509 02

SERVICE ADDRESS
1 SALEM RD
WILLINGBORO TWP NJ 08046

Your billing summary

Balance remaining from your last bill

PSE&G balance from last bill \$685.66 ✓
Balance remaining from your last bill \$685.66

This month's charges and credits

Electric charges - PSE&G for 1 meter \$5,677.48 ✓
This month's charges and credits \$5,677.48

Total amount due by Sep 26, 2018 \$6,363.14 ✓

PAY YOUR WAY, 24/7

We offer a variety of methods that make it easy to pay your bill. See reverse side for more information.

Account number 4209250902
Total amount due \$6,363.14
See *shut-off notice* above for amount that must be paid to avoid shut-off.

Amount enclosed

000008 000000010



WILLINGBORO TWP
1 REV MLK JR DR
WILLINGBORO NJ 08046-2853

PSE&G CO
PO BOX 14444
NEW BRUNSWICK NJ 08906-4444



Details of your electric charges

Your rate: Large Power & Lighting Secondary (LPLS)

Meter # 9217638	Usage In
Actual reading Jun 22, 2018	304
Less Actual reading May 24, 2018	15
Multiplier	120
On-peak kWh In	18,484
Off-peak kWh In	17,701
Total kWh In	36,185

Meter # 9217638	Usage Out
Actual reading Jun 22, 2018	314
Less Actual reading May 24, 2018	15
Multiplier	120
On-peak kWh Out	0
Off-peak kWh Out	0
Total kWh Out	0
Net Usage	36,185
On-peak	18,484
Off-peak	17,701

Delivery charges

Monthly service charge		\$370.81
Charges for delivering electric to you:		
Annual Demand	89.200 kW x \$3.575112	\$318.90
	<i>The highest Measured Demand in any time period in the current month.</i>	
Summer Demand	89.200 kW x \$8.505493	\$758.69
	<i>The Measured Demand (excluding off-peak) in each billing month of June through September.</i>	
kWh - On-peak		
For the first	4,766 kWh x \$0.001047	\$4.99
For the next	13,718 kWh x \$0.001119	\$15.35
kWh - Off-peak		
For the first	4,623 kWh x \$0.001047	\$4.84
For the next	13,078 kWh x \$0.001119	\$14.63
Societal Benefits	36,185 kWh x \$0.007874	\$284.92
	<i>This charge recovers the cost of government mandated programs designed to achieve public policy goals, such as energy conservation.</i>	

Total electric delivery charges \$1,773.13

Supply charges

BGS Capacity		
Prior Generation	34.885 kW x \$6.173427	\$215.36
Current Generation	96.474 kW x \$5.504799	\$531.07
Transmission	112.099 kW x \$9.392412	\$1,052.88
Cost of electric supplied by PSE&G:		
On-peak		
For the first	4,766 kWh x \$0.078846	\$375.78
For the next	13,718 kWh x \$0.068755	\$943.18
Off-peak		
For the first	4,623 kWh x \$0.055101	\$254.73
For the next	13,078 kWh x \$0.040629	\$531.35

Total electric supply charges \$3,904.35

Total electric charges \$5,677.48

MEASURED DEMAND

On-Peak kW	89.20
Off-Peak1 kW	0.00
Off-Peak2 kW	64.80

Measured Demand is the maximum use of electricity at any time during a monthly time period, as measured by your meter.

BILLED DEMAND

Annual Demand kW	89.20
Summer Demand kW	89.20

SUPPLY CAPACITY

Generation kW	131.560
Transmission kW	112.100

Supply capacity is required to serve the system's annual peak usage. The above supply capacity represents your share of these facilities, in kilowatts (kW). It is calculated based on your peak usage from the previous summer. Supply capacity values are updated periodically throughout the year and are prorated based on your service period.

Price to compare

If you want to consider getting your electric supply from another supplier, compare their price with ours. This month, your cost for energy supply is \$3,904.35. This *price to compare* varies month to month, depending on your usage.

Your PoD ID is: PE000011914624943075 – Your PoD ID is your Point of Delivery identification within PSE&G's system. You will need this number if you are considering enrolling with another supplier.



Shut-off notice
Total amount due **\$685.66**
See *shut-off notice* below for payment details

Bill date: September 11, 2018
For the period: May 23, 2018 to May 23, 2018

► **WILLINGBORO TWP**

ACCOUNT NUMBER
42 092 509 02

SERVICE ADDRESS
1 SALEM RD
WILLINGBORO TWP NJ 08046

Your energy bill

Message Center

**** SHUT-OFF NOTICE ****
1-800-357-2262 (Mon-Fri, 7:30 AM - 8:00 PM)

Your bill is now past due. Payment of \$560.57 must be received by 9/27/2018 or service may be shut off. A security deposit may be required if late payments continue. A statement of customer rights and fees is shown on the reverse side.

Si en el futuro usted desea recibir la notificación de desconexión de servicio en español, por favor llame al 1-800-357-2262.

Beware of payment scams. If you receive a phone call from someone demanding immediate bill payment with a prepaid card, it is a scam. PSE&G never requires payment with a prepaid card. When in doubt, hang-up and call the number listed on your bill: 1-800-436-7734. For more information, visit pseg.com/scamalert.

NEXT METER READING October 22, 2018

How to contact us

1-855-BIZ-PSEG (249-7734)
Customer service: 7am to 5:30pm Mon to Fri, Closed on weekends and holidays
Emergencies / outages: 24 hours daily
TTY for the hearing impaired 1 800 225-0072

Visit pseg.com/myaccount to access your account anytime

Text us. Register for MyAlerts by texting **REG** to 4PSEG(47734)
> Text **OUT** to report an outage.

[facebook.com/pseg](https://www.facebook.com/pseg) twitter.com/psegdelivers

Your billing summary

Balance remaining from your last bill

PSE&G balance from last bill	\$560.57
Balance remaining from your last bill	\$560.57

This month's charges and credits

Electric charges - PSE&G for 1 meter	\$125.09
This month's charges and credits	\$125.09

Total amount due by Sep 26, 2018 **\$685.66**

PAY YOUR WAY, 24/7
We offer a variety of methods that make it easy to pay your bill. See reverse side for more information.

Account number **4209250902**
Total amount due **\$685.66**
See *shut-off notice* above for amount that must be paid to avoid shut-off.

Amount enclosed

000010 000000009
WILLINGBORO TWP
1 REV MLK JR DR
WILLINGBORO NJ 08046-2853

PSE&G CO
PO BOX 14444
NEW BRUNSWICK NJ 08906-4444

4209250902 0000685666 00005605711



Details of your electric charges

Your rate: *Large Power & Lighting Secondary (LPLS)*

Meter # 9217638	Usage In
Actual reading May 23, 2018	15
<i>Less</i> Actual reading May 23, 2018	4
Multiplier	120
On-peak kWh In	436
Off-peak kWh In	85
Total kWh In	521

Meter # 9217638	Usage Out
Actual reading May 23, 2018	15
<i>Less</i> Actual reading May 23, 2018	4
Multiplier	120
On-peak kWh Out	0
Off-peak kWh Out	0
Total kWh Out	0
Net Usage	521
On-peak	436
Off-peak	85

Delivery charges

Monthly service charge		\$12.36
Charges for delivering electric to you:		
Annual Demand	58.700 kW x \$0.119250	\$7.00
	<i>The highest Measured Demand in any time period in the current month.</i>	
kWh - On-peak	436 kWh x \$0.001055	\$0.46
	<i>Energy consumed between 8am-10pm, Monday to Friday.</i>	
kWh - Off-peak	85 kWh x \$0.001059	\$0.09
	<i>Energy consumed outside peak hours.</i>	
Societal Benefits	521 kWh x \$0.007869	\$4.10
	<i>This charge recovers the cost of government mandated programs designed to achieve public policy goals, such as energy conservation.</i>	
Total electric delivery charges		\$24.01

Supply charges

BGS Capacity		
Generation	130.818 kW x \$0.205782	\$26.92
Transmission	112.099 kW x \$0.313116	\$35.10
Cost of electric supplied by PSE&G:		
On-peak	436 kWh x \$0.078853	\$34.38
Off-peak	85 kWh x \$0.055059	\$4.68
Total electric supply charges		\$101.08

Total electric charges **\$125.09**

MEASURED DEMAND

On-Peak kW	58.70
Off-Peak1 kW	0.00
Off-Peak2 kW	45.40

Measured Demand is the maximum use of electricity at any time during a monthly time period, as measured by your meter.

BILLED DEMAND

Annual Demand kW	58.70
------------------	-------

SUPPLY CAPACITY

Generation kW	130.820
Transmission kW	112.100

Supply capacity is required to serve the system's annual peak usage. The above supply capacity represents your share of these facilities, in kilowatts (kW). It is calculated based on your peak usage from the previous summer. Supply capacity values are updated periodically throughout the year and are prorated based on your service period.

Price to compare

If you want to consider getting your electric supply from another supplier, compare their price with ours. This month, your cost for energy supply is \$101.08. This *price to compare* varies month to month, depending on your usage.

Your PoD ID is: PE000011914624943075 – Your PoD ID is your Point of Delivery identification within PSE&G's system. You will need this number if you are considering enrolling with another supplier.



Your energy bill

Bill date: September 25, 2018
For the period: August 23, 2018 to September 21, 2018

Message Center

This bill reflects BPU approved changes, effective September 1, 2018, to the Supply and Delivery portions of your electric bill. The change in the Supply portion is the result of an increase in transmission charges if you receive PSE&G's Basic Generation Service (BGS). The change in the Delivery portion is the result of an increase in the Electric Base Rates due to Energy Strong investments. Due to these changes, a typical residential customer who purchases supply from PSE&G, and uses 750 kilowatt-hours in a summer month and 7,200 kilowatt-hours annually, will see an annual increase of \$18.92 or approximately 1.56%. Tariff information may also be found by visiting pseg.com.

Take back your desk! Go paperless! Instead of receiving a paper bill each month, you get a monthly email showing your bill amount and due date, with the ability to view or print your current and past bills. To sign up, log in to My Account at pseg.com, and select "Paperless Billing."

TOWNSHIP OF WILLINGBORO

ACCOUNT NUMBER
73 627 710 02

SERVICE ADDRESS
429 JOHN F KENNEDY BLVD CONCESSION
WILLINGBORO TWP NJ 08046

Your billing summary

Balance remaining from your last bill

PSE&G balance from last bill	\$73.55
Less Payment received September 13, 2018 - thank you!	-\$23.88
Balance remaining from your last bill	\$49.67

This month's charges and credits

Late payment charge	\$0.65
Plus Electric charges - PSE&G	\$66.98 ✓
This month's charges and credits	\$67.63

Total amount due by Oct 10, 2018 \$117.30

\$ 66.98

NEXT METER READING October 22, 2018

How to contact us

1-855-BIZ-PSEG (249-7734)
Customer service: 7am to 5:30pm Mon to Fri, Closed on weekends and holidays
Emergencies / outages: 24 hours daily
TTY for the hearing impaired 1 800 225-0072

Visit pseg.com/myaccount to access your account anytime

Text us. Register for MyAlerts by texting **REG** to 4PSEG(47734)
> Text **OUT** to report an outage.

facebook.com/pseg twitter.com/psegdelivers

Details of your electric charges

Your rate: *General Lighting & Power (GLP)*

Meter # 626104928	Usage
Actual reading Sep 21, 2018	423
<i>Less</i> Actual reading Aug 22, 2018	194
Total electric you used in 30 days	229 kWh

Delivery charges

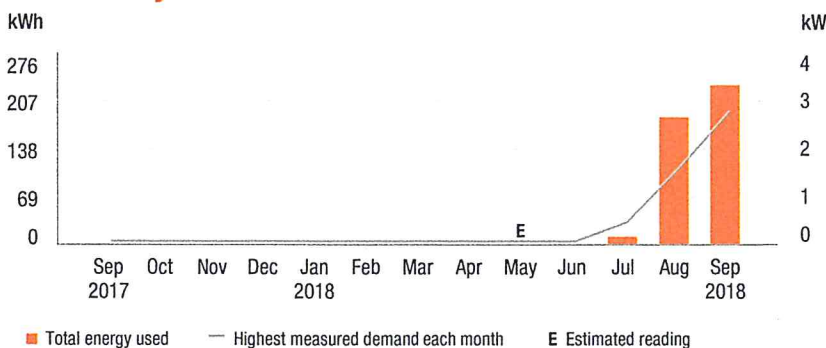
Monthly service charge		\$4.22
Charges for delivering electric to you:		
Annual Demand	2.700 kW x \$4.333333	\$11.70
<i>The highest Measured Demand in any time period in the current month.</i>		
Summer Demand	2.700 kW x \$8.037037	\$21.70
<i>The Measured Demand (excluding off-peak) in each billing month of June through September.</i>		
kWh charges		
For the first	68 kWh x \$0.011324	\$0.77
For the next	161 kWh x \$0.011304	\$1.82
Societal Benefits	229 kWh x \$0.007860	\$1.80
<i>This charge recovers the cost of government mandated programs designed to achieve public policy goals, such as energy conservation.</i>		
Total electric delivery charges		\$42.01

Supply charges

BGS Capacity		
Generation	0.998 kW x \$5.501002	\$5.49
Transmission	0.840 kW x \$9.976190	\$8.38
Cost of electric supplied by PSE&G:		
Charges		
For the first	68 kWh x \$0.051029	\$3.47
For the next	161 kWh x \$0.047391	\$7.63
Total electric supply charges		\$24.97

Total electric charges \$66.98

Your monthly electric use



Visit MyAccount for more details regarding your energy usage.

MEASURED DEMAND

Demand kW 2.70

Measured Demand is the maximum use of electricity at any time during a monthly time period, as measured by your meter.

BILLED DEMAND

Annual Demand kW 2.70

Summer Demand kW 2.70

SUPPLY CAPACITY

Generation kW 0.998

Transmission kW 0.840

Supply capacity is required to serve the system's annual peak usage. It represents your share of these facilities, in kilowatts (kW). It is calculated based on your peak usage from the previous summer. Supply capacity values are updated periodically throughout the year and are prorated based on your service period.

Price to compare

If you want to consider getting your electric supply from another supplier, compare their price with ours. This month, your cost for energy supply is \$24.97. This *price to compare* varies month to month, depending on your usage.

Your PoD ID is: PE000012239945467163 – Your PoD ID is your Point of Delivery identification within PSE&G's system. You will need this number if you are considering enrolling with another supplier.



Your energy bill

Message Center


This bill reflects BPU approved changes, effective September 1, 2018, to the Supply and Delivery portions of your electric bill. The change in the Supply portion is the result of an increase in transmission charges if you receive PSE&G's Basic Generation Service (BGS). The change in the Delivery portion is the result of an increase in the Electric Base Rates due to Energy Strong investments. Due to these changes, a typical residential customer who purchases supply from PSE&G, and uses 750 kilowatt-hours in a summer month and 7,200 kilowatt-hours annually, will see an annual increase of \$18.92 or approximately 1.56%. Tariff information may also be found by visiting pseg.com.

Take back your desk! Go paperless! Instead of receiving a paper bill each month, you get a monthly email showing your bill amount and due date, with the ability to view or print your current and past bills. To sign up, log in to My Account at pseg.com, and select "Paperless Billing."

 **NEXT METER READING** October 22, 2018

How to contact us

 **1-855-BIZ-PSEG (249-7734)**
Customer service: 7am to 5:30pm Mon to Fri, Closed on weekends and holidays
Emergencies / outages: 24 hours daily
TTY for the hearing impaired 1 800 225-0072

 **Visit pseg.com/myaccount** to access your account anytime


 **Text us.** Register for MyAlerts by texting **REG** to 4PSEG(47734)
 > Text **OUT** to report an outage.

 facebook.com/pseg  twitter.com/psegdelivers

Bill date: September 25, 2018
For the period: August 23, 2018 to September 21, 2018

TOWNSHIP OF WILLINGBORO

 **ACCOUNT NUMBER**
71 342 148 18

 **SERVICE ADDRESS**
429 JOHN F KENNEDY WAY SIGN
WILLINGBORO TWP NJ 08046

Your billing summary

Balance remaining from your last bill

PSE&G balance from last bill	\$62.60
<i>Less</i> Payment received September 13, 2018 - <i>thank you!</i>	-\$31.12
Balance remaining from your last bill	\$31.48

This month's charges and credits

Late payment charge	\$0.78
<i>Plus</i> Electric charges - PSE&G	\$24.92 ✓
This month's charges and credits	\$25.70

Total amount due by Oct 10, 2018 **\$57.18**

\$ 24.92

Details of your electric charges

Your rate: *General Lighting & Power (GLP)*

Meter # 626102510	Usage
Actual reading Sep 21, 2018	3747
<i>Less</i> Estimated reading Aug 22, 2018	3578
Total electric you used in 30 days	169 kWh

Delivery charges

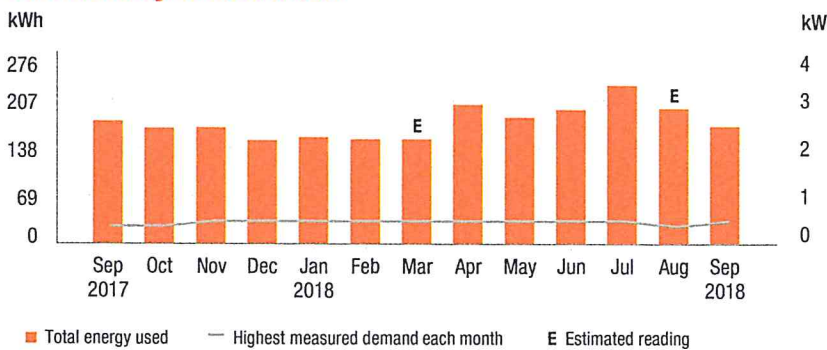
Monthly service charge		\$4.22
Charges for delivering electric to you:		
Annual Demand	0.400 kW x \$4.325000	\$1.73
	<i>The highest Measured Demand in any time period in the current month.</i>	
Summer Demand	0.400 kW x \$8.025000	\$3.21
	<i>The Measured Demand (excluding off-peak) in each billing month of June through September.</i>	
kWh charges		
For the first	50 kWh x \$0.011200	\$0.56
For the next	119 kWh x \$0.011261	\$1.34
Societal Benefits	169 kWh x \$0.007870	\$1.33
	<i>This charge recovers the cost of government mandated programs designed to achieve public policy goals, such as energy conservation.</i>	
Total electric delivery charges		\$12.39

Supply charges

BGS Capacity		
Generation	0.305 kW x \$5.508197	\$1.68
Transmission	0.266 kW x \$10.000000	\$2.66
Cost of electric supplied by PSE&G:		
Charges		
For the first	50 kWh x \$0.051000	\$2.55
For the next	119 kWh x \$0.047395	\$5.64
Total electric supply charges		\$12.53

Total electric charges \$24.92

Your monthly electric use



Visit MyAccount for more details regarding your energy usage.

MEASURED DEMAND

Demand kW 0.40
 Measured Demand is the maximum use of electricity at any time during a monthly time period, as measured by your meter.

BILLED DEMAND

Annual Demand kW 0.40
 Summer Demand kW 0.40

SUPPLY CAPACITY

Generation kW 0.305
 Transmission kW 0.266

Supply capacity is required to serve the system's annual peak usage. It represents your share of these facilities, in kilowatts (kW). It is calculated based on your peak usage from the previous summer. Supply capacity values are updated periodically throughout the year and are prorated based on your service period.

Price to compare

If you want to consider getting your electric supply from another supplier, compare their price with ours. This month, your cost for energy supply is \$12.53. This *price to compare* varies month to month, depending on your usage.

Your PoD ID is: PE000012046294067163 – Your PoD ID is your Point of Delivery identification within PSE&G's system. You will need this number if you are considering enrolling with another supplier.



Your energy bill

Message Center

Pay your way! For your convenience, PSE&G offers a variety of bill payment options. To learn more, visit pseg.com/paymentoptions.

Online is easy! Sign up for My Account at pseg.com where you can view/pay your bill, schedule a service appointment, report and check the status of power outages...and more!

At PSE&G, we are committed to supporting your business needs. That's why we created a dedicated, toll-free phone number to address your energy questions and concerns. PSE&G's Business Solutions Center is available Monday-Friday, 7:00 a.m. – 5:30 p.m. at 1-855-249-7734 (1-855-BIZ-PSEG).

Is your business' outdoor lighting unreliable or outdated? Contact PSE&G to discuss your outdoor lighting needs. Call 1-800-664-4761 (Option 3).

NEXT METER READING November 15, 2018

How to contact us

1-855-BIZ-PSEG (249-7734)
Customer service: 7am to 5:30pm Mon to Fri, Closed on weekends and holidays
Emergencies / outages: 24 hours daily
TTY for the hearing impaired 1 800 225-0072

Visit pseg.com/myaccount to access your account anytime

Text us. Register for MyAlerts by texting **REG** to 4PSEG(47734)
 > Text **OUT** to report an outage.

[facebook.com/pseg](https://www.facebook.com/pseg) twitter.com/psegdelivers

Bill date: October 19, 2018
For the period: September 19, 2018 to October 17, 2018

TOWNSHIP OF WILLINGBORO

ACCOUNT NUMBER
72 693 712 02

SERVICE ADDRESS
RTE 130 & BEVERLY RANOCAS RD TRAF
LT
WILLINGBORO TWP NJ 08046

Your billing summary

Balance remaining from your last bill

PSE&G balance from last bill	\$5.85
Less Payment received October 11, 2018 - <i>thank you!</i>	-\$8.08
Balance remaining from your last bill	-\$2.23

This month's charges and credits

Electric charges - PSE&G	\$44.87
This month's charges and credits	\$44.87
Total amount due by Nov 5, 2018	\$42.64

42.64



Your energy bill

Bill date: October 15, 2018

For the period: September 13, 2018 to October 11, 2018

Message Center

Pay your way! For your convenience, PSE&G offers a variety of bill payment options. To learn more, visit pseg.com/paymentoptions.

Online is easy! Sign up for My Account at pseg.com where you can view/pay your bill, schedule a service appointment, report and check the status of power outages...and more!

At PSE&G, we are committed to supporting your business needs. That's why we created a dedicated, toll-free phone number to address your energy questions and concerns. PSE&G's Business Solutions Center is available Monday-Friday, 7:00 a.m. – 5:30 p.m. at 1-855-249-7734 (1-855-BIZ-PSEG).

Is your business' outdoor lighting unreliable or outdated? Contact PSE&G to discuss your outdoor lighting needs. Call 1-800-664-4761 (Option 3).

NEXT METER READING November 9, 2018

How to contact us

1-855-BIZ-PSEG (249-7734)

Customer service: 7am to 5:30pm Mon to Fri, Closed on weekends and holidays

Emergencies / outages: 24 hours daily

TTY for the hearing impaired 1 800 225-0072

Visit pseg.com/myaccount to access your account anytime

Text us. Register for MyAlerts by texting **REG** to 4PSEG(47734)
> Text **OUT** to report an outage.

[facebook.com/pseg](https://www.facebook.com/pseg)

twitter.com/psegdelivers

WILLINGBORO TWP FIRE DEPARTMENT

ACCOUNT NUMBER
73 595 298 01

SERVICE ADDRESS
40 MIDDLEBURY LN TEMP
WILLINGBORO TWP NJ 08046

Your billing summary

Balance remaining from your last bill

PSE&G balance from last bill	\$221.39
Less Payment received October 11, 2018 - <i>thank you!</i>	-\$221.39
Balance remaining from your last bill	\$0.00

This month's charges and credits

Electric charges - PSE&G	\$182.53
This month's charges and credits	\$182.53 ✓
Total amount due by Oct 30, 2018	\$182.53

\$ 182.53

