



Total amount due

\$46.49

Please pay by

January 10, 2019

Your energy bill

Message Center

This bill reflects a BPU approved change in the Supply portion of your electric bill, effective December 1, 2018. The change in the Supply portion is the result of an increase in transmission charges if you receive PSE&G's Basic Generation Service (BGS). PSE&G's BGS is provided to customers who do not have a Third Party Supplier. As a result of these changes, a typical residential customer who purchases supply from PSE&G, and uses 740 kilowatt-hours in a summer month and 6,920 kilowatt-hours annually, will see an annual increase of \$52.56 or approximately 4.48%. Tariff information may also be found by visiting pseg.com.

Electric suppliers in New Jersey are required to provide information annually about the environmental characteristics of the electricity they supply to customers. For information about the environmental characteristics of the electricity that PSE&G procures for Basic Generation Service customers, please visit pseg.com/envirolabel.

NEXT METER READING January 24, 2019

How to contact us

1-855-BIZ-PSEG (249-7734)

Customer service: 7am to 5:30pm Mon to Fri, Closed on weekends and holidays

Emergencies / outages: 24 hours daily

TTY for the hearing impaired 1 800 225-0072

Visit pseg.com/myaccount to access your account anytime

Text us. Register for MyAlerts by texting **REG** to 4PSEG(47734)
> Text **OUT** to report an outage.

facebook.com/pseg

twitter.com/psegdelivers

TOWNSHIP OF WILLINGBORO

ACCOUNT NUMBER
71 342 148 18

SERVICE ADDRESS
429 JOHN F KENNEDY WAY SIGN
WILLINGBORO TWP NJ 08046

Your billing summary

Balance remaining from your last bill

PSE&G balance from last bill	\$47.55
<i>Less</i> Payment received December 11, 2018 - <i>thank you!</i>	-\$20.14
Balance remaining from your last bill	\$27.41

This month's charges and credits

Late payment charge	\$0.48
<i>Plus</i> Electric charges - PSE&G	\$39.23
<i>Less</i> Other PSE&G Credits and Charges - <i>see page 4</i>	-\$20.63
This month's charges and credits	\$19.08

Total amount due by Jan 10, 2019 **\$46.49**

\$19.08



Details of your electric charges

Your rate: General Lighting & Power (GLP)

Meter # 626102510	Usage
Actual reading Dec 20, 2018	4192
<i>Less</i> Actual reading Oct 22, 2018	3924
Total electric you used in 59 days	268 kWh

Delivery charges

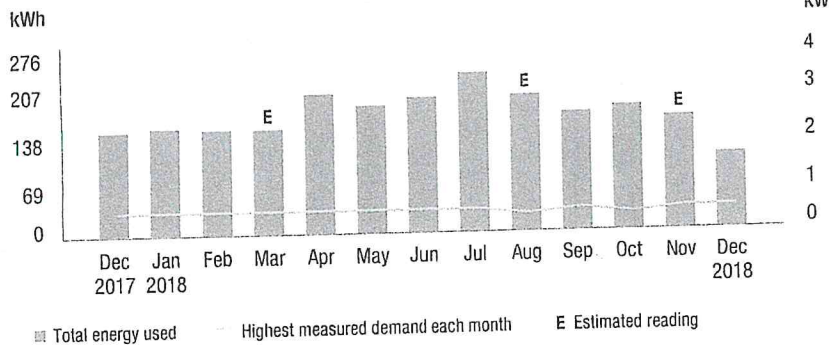
Monthly service charge		\$9.29
Charges for delivering electric to you:		
Annual Demand	0.800 kW x \$3.987500	\$3.19
	<i>The highest Measured Demand in any time period in the current month.</i>	
kWh charges		
For the first	49 kWh x \$0.004694	\$0.23
For the next	219 kWh x \$0.007671	\$1.68
Societal Benefits	268 kWh x \$0.007687	\$2.06
	<i>This charge recovers the cost of government mandated programs designed to achieve public policy goals, such as energy conservation.</i>	
Total electric delivery charges		\$16.45

Supply charges

BGS Capacity		
Generation	0.610 kW x \$5.508197	\$3.36
Transmission	0.532 kW x \$10.921053	\$5.81
Cost of electric supplied by PSE&G:		
Charges		
For the first	49 kWh x \$0.044490	\$2.18
For the next	147 kWh x \$0.049388	\$7.26
For the next	72 kWh x \$0.057917	\$4.17
Total electric supply charges		\$22.78

Total electric charges **\$39.23**

Your monthly electric use



Visit MyAccount for more details regarding your energy usage.

MEASURED DEMAND

Demand kW 0.80

Measured Demand is the maximum use of electricity at any time during a monthly time period, as measured by your meter.

BILLED DEMAND

Annual Demand kW 0.80

SUPPLY CAPACITY

Generation kW 0.305

Transmission kW 0.266

Supply capacity is required to serve the system's annual peak usage. It represents your share of these facilities, in kilowatts (kW). It is calculated based on your peak usage from the previous summer. Supply capacity values are updated periodically throughout the year and are prorated based on your service period.

Price to compare

If you want to consider getting your electric supply from another supplier, compare their price with ours. This month, your cost for energy supply is \$22.78. This *price to compare* varies month to month, depending on your usage.

Your PoD ID is: PE000012046294067163 – Your PoD ID is your Point of Delivery identification within PSE&G's system. You will need this number if you are considering enrolling with another supplier.



Total amount due

\$104.76

Please pay by

January 4, 2019

Your energy bill

Bill date: December 20, 2018

For the period: November 16, 2018 to December 17, 2018

Message Center

This bill reflects a BPU approved change in the Supply portion of your electric bill, effective December 1, 2018. The change in the Supply portion is the result of an increase in transmission charges if you receive PSE&G's Basic Generation Service (BGS). PSE&G's BGS is provided to customers who do not have a Third Party Supplier. As a result of these changes, a typical residential customer who purchases supply from PSE&G, and uses 740 kilowatt-hours in a summer month and 6,920 kilowatt-hours annually, will see an annual increase of \$52.56 or approximately 4.48%. Tariff information may also be found by visiting pseg.com.

Electric suppliers in New Jersey are required to provide information annually about the environmental characteristics of the electricity they supply to customers. For information about the environmental characteristics of the electricity that PSE&G procures for Basic Generation Service customers, please visit pseg.com/envirolabel.

NEXT METER READING January 18, 2019

How to contact us

1-855-BIZ-PSEG (249-7734)

Customer service: 7am to 5:30pm Mon to Fri, Closed on weekends and holidays

Emergencies / outages: 24 hours daily

TTY for the hearing impaired 1 800 225-0072


Visit pseg.com/myaccount to access your account anytime

Text us. Register for MyAlerts by texting **REG** to 4PSEG(47734)

> Text **OUT** to report an outage.

[facebook.com/pseg](https://www.facebook.com/pseg)

twitter.com/psegdelivers



■ Total energy used ▨ Highest measured demand each month E Estimated reading

Visit MyAccount for more details regarding your energy usage.

TOWNSHIP OF WILLINGBORO

ACCOUNT NUMBER
72 693 712 02

SERVICE ADDRESS
RTE 130 & BEVERLY RANCOCAS RD TRAF
LT
WILLINGBORO TWP NJ 08046

Your billing summary

Balance remaining from your last bill

PSE&G balance from last bill	\$47.85
Balance remaining from your last bill	\$47.85

This month's charges and credits

Electric charges - PSE&G	\$56.91
This month's charges and credits	\$56.91

Total amount due by Jan 4, 2019 \$104.76

\$56.91



Your energy bill

Message Center

This bill reflects a BPU approved change in the Supply portion of your electric bill, effective December 1, 2018. The change in the Supply portion is the result of an increase in transmission charges if you receive PSE&G's Basic Generation Service (BGS). PSE&G's BGS is provided to customers who do not have a Third Party Supplier. As a result of these changes, a typical residential customer who purchases supply from PSE&G, and uses 740 kilowatt-hours in a summer month and 6,920 kilowatt-hours annually, will see an annual increase of \$52.56 or approximately 4.48%. Tariff information may also be found by visiting pseg.com.

Electric suppliers in New Jersey are required to provide information annually about the environmental characteristics of the electricity they supply to customers. For information about the environmental characteristics of the electricity that PSE&G procures for Basic Generation Service customers, please visit pseg.com/envirolabel.

NEXT METER READING January 24, 2019

How to contact us

1-855-BIZ-PSEG (249-7734)

Customer service: 7am to 5:30pm Mon to Fri, Closed on weekends and holidays

Emergencies / outages: 24 hours daily

TTY for the hearing impaired 1 800 225-0072

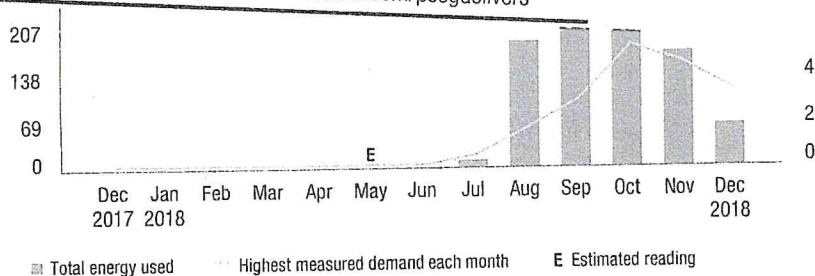
Visit pseg.com/myaccount to access your account anytime

Text us. Register for MyAlerts by texting **REG** to 4PSEG(47734)

> Text **OUT** to report an outage.

facebook.com/pseg

twitter.com/psegdelivers



■ Total energy used ● Highest measured demand each month E Estimated reading

Visit MyAccount for more details regarding your energy usage.

Bill date: December 26, 2018

For the period: November 21, 2018 to December 20, 2018

TOWNSHIP OF WILLINGBORO

ACCOUNT NUMBER
73 627 710 02

SERVICE ADDRESS
429 JOHN F KENNEDY BLVD CONCESSION
WILLINGBORO TWP NJ 08046

Your billing summary

Balance remaining from your last bill

PSE&G balance from last bill	\$103.54
Less Payment received December 11, 2018 - <i>thank you!</i>	-\$53.17
Balance remaining from your last bill	\$50.37

This month's charges and credits

Late payment charge	\$1.45
Plus Electric charges - PSE&G	\$36.35
This month's charges and credits	\$37.80

Total amount due by Jan 10, 2019 **\$88.17**

\$37.80





PSE&G

We make things work for you.

Past due reminder

Total amount due

\$4,066.61

Please pay by

January 3, 2019

Your energy bill

Bill date: December 26, 2018

Message Center

** PAST DUE REMINDER **

1-800-357-2262 (Mon-Fri, 7:30 AM - 8:00 PM)

Your bill for service is unpaid and past due. Payment of \$1,381.31 must be received by 1/3/2019 or your account may be removed from the PSE&G collective billing process. As a result, service on individual accounts may be discontinued. If service is discontinued, a reconnection fee of \$45.00 will be charged for each service that is shut off. Service may not be restored on the same day. Delinquent bills result in a poor PSE&G Credit Rating.

Electric suppliers in New Jersey are required to provide information annually about the environmental characteristics of the electricity they supply to customers. For information about the environmental characteristics of the electricity that PSE&G procures for Basic Generation Service customers, please visit pseg.com/envirolabel.

All PSE&G employees carry identification cards with their pictures on it. For your safety, ask to see the ID card of any PSE&G employee visiting your home or business.

How to contact us

1-855-BIZ-PSEG (249-7734)

Customer service: 7am to 5:30pm Mon to Fri, Closed on weekends and holidays

Emergencies / outages: 24 hours daily

TTY for the hearing impaired 1 800 225-0072

Visit pseg.com/myaccount to access your account anytime

Text us. Register for MyAlerts by texting **REG** to 4PSEG(47734)
> Text **OUT** to report an outage.

[facebook.com/pseg](https://www.facebook.com/pseg)

twitter.com/psegdelivers

▶ **WILLINGBORO TWP
PUBLIC WRKS GAR #1**

ACCOUNT NUMBER
13 013 580 02

Your billing summary for 2 accounts

Balance remaining from your last bill

PSE&G balance from last bill	\$1,777.18
Less Payment received - <i>thank you!</i>	-\$395.87
Balance remaining from your last bill	\$1,381.31

This month's charges and credits

Gas charges - PSE&G	\$2,223.73
Plus Electric charges - PSE&G	\$223.04
Plus Gas supply charges - Constellation New	\$238.53
Energy - Gas Division	
This month's charges and credits	\$2,685.30

Total amount due by Jan 3, 2019 **\$4,066.61**

\$ 2685.30




Multiplier	0
Total kWh In	720
Meter # 2892373	Usage Out
Actual reading Dec 18, 2018	5201
Less Actual reading Nov 16, 2018	4490
Multiplier	0
Total kWh Out	712
Net Usage	8
Cumulative kWh	0
Adjusted Net kWh	8

SUMMARY

Page 1 of 6

SUPPLY CAPACITY

Generation kW	7.090
Transmission kW	6.190

 ACCOUNT NUMBER 7340612602	 SERVICE ADDRESS INDUSTRIAL DR WILLINGBORO TWP NJ	 NEXT METER READING January 18, 2019
---	---	--

Details of your gas charges

Your rate: *General Service Gas Heating - GSG (HTG)*

Meter # 2462794

Actual reading Dec 18, 2018	2514
<i>Less</i> Actual reading Nov 15, 2018	659
Difference	1,855

Converted to CCF x 1.012	1,877.260
Converted to therms x 1.034	1,941.087
Total gas you used in 33 days	1,941.087 therms

Delivery charges

Monthly service charge	\$14.93
Charges for delivering gas to you:	
1,941.087 therms x \$0.209352	\$406.37
Balancing Charge 1,906.047 therms x \$0.113140	\$215.65
Societal Benefits 1,941.087 therms x \$0.047340	\$91.89
Total gas delivery charges	\$728.84

Supply charges

Cost of gas supplied by PSE&G:	
1,941.087 therms x \$0.659048	\$1,279.27
Total gas supply charges	\$1,279.27

 **Total gas charges** **\$2,008.11**

Details of your electric charges

Your rate: *General Lighting & Power (GLP)*

Meter # 2892300

Usage In

Actual reading Dec 18, 2018	4831
<i>Less</i> Actual reading Nov 16, 2018	2932
Multiplier	0
Total kWh In	1,899

Meter # 2892300

Usage Out

Actual reading Dec 18, 2018	4549
<i>Less</i> Actual reading Nov 16, 2018	4471
Multiplier	0
Total kWh Out	78

Net Usage	1,821
Cumulative kWh	-1,538
Adjusted Net kWh	283

Price to compare

A history of PSE&G's monthly Basic Gas Supply Service (BGSS) prices are located on our website at www.pseg.com.

Your PoD ID is: PG000009723239147523

About the balancing charge

The balancing charge includes pipeline, storage and other costs associated with seasonal peaks in usage. It applies during the heating season from November to March.

BILLED DEMAND

Annual Demand kW 5.90

MEASURED DEMAND

On-Peak kW 0.00
 Off-Peak1 kW 0.00
 Off-Peak2 kW 0.00
 Demand kW 5.90

SUPPLY CAPACITY

Generation kW 2.860
 Transmission kW 2.500

Past due reminder

Total amount due

\$4,352.54

Please pay by

January 4, 2019

Your energy bill

Bill date: December 20, 2018

Message Center

** PAST DUE REMINDER **

1-800-357-2262 (Mon-Fri, 7:30 AM - 8:00 PM)

Your bill for service is unpaid and past due. Payment of \$2,324.64 must be received by 1/4/2019 or your account may be removed from the PSE&G collective billing process. As a result, service on individual accounts may be discontinued. If service is discontinued, a reconnection fee of \$45.00 will be charged for each service that is shut off. Service may not be restored on the same day. Delinquent bills result in a poor PSE&G Credit Rating.

Electric suppliers in New Jersey are required to provide information annually about the environmental characteristics of the electricity they supply to customers. For information about the environmental characteristics of the electricity that PSE&G procures for Basic Generation Service customers, please visit pseg.com/envirolabel.

All PSE&G employees carry identification cards with their pictures on it. For your safety, ask to see the ID card of any PSE&G employee visiting your home or business.

How to contact us

1-855-BIZ-PSEG (249-7734)

Customer service: 7am to 5:30pm Mon to Fri, Closed on weekends and holidays

Emergencies / outages: 24 hours daily

TTY for the hearing impaired: 1 800 225-0072

Visit pseg.com/myaccount to access your account anytime

Text us. Register for MyAlerts by texting **REG** to 4PSEG(47734)
> Text **OUT** to report an outage.

[facebook.com/pseg](https://www.facebook.com/pseg)

twitter.com/psegdelivers

► **WILLINGBORO TWP**
ATTN FINANCE DEPT.

ACCOUNT NUMBER
13 012 068 06

Your billing summary for 3 accounts

Balance remaining from your last bill

PSE&G balance from last bill	\$2,324.64
Balance remaining from your last bill	\$2,324.64

This month's charges and credits

Gas charges - PSE&G	\$968.10
Plus Electric charges - PSE&G	\$1,035.10
Plus Unmetered charges - PSE&G	\$23.10
This month's charges and credits	\$2,027.90

Total amount due by Jan 4, 2019 **\$4,352.54**

\$2027.90

SUMMARY

Page 1 of 6

Meter # 126530303

Actual reading Dec 11, 2018	31238
Less Actual reading Nov 8, 2018	30625
Total electric you used in 33 days	613 kWh

MEASURED DEMAND

Demand kW 6.10

SUPPLY CAPACITY

Generation kW 0.166

Transmission kW 0.145

Details of your gas charges

Your rate: *General Service Gas Heating - GSG (HTG)*

Meter # 3567522

Actual reading Dec 18, 2018	58100
<i>Less</i> Actual reading Nov 15, 2018	57259
Difference	841

Converted to CCF x 1.068	898.356
Converted to therms x 1.034	928.900
Total gas you used in 33 days	928.900 therms

Delivery charges

Monthly service charge		\$14.93
Charges for delivering gas to you:		
	928.900 therms x \$0.209355	\$194.47
Balancing Charge	913.176 therms x \$0.113144	\$103.32
Societal Benefits	928.900 therms x \$0.047346	\$43.98

Total gas delivery charges \$356.70

Supply charges

Cost of gas supplied by PSE&G:		
	928.900 therms x \$0.659145	\$612.28
Total gas supply charges		\$612.28

 **Total gas charges \$968.98**

Details of your electric charges

Your rate: *General Lighting & Power (GLP)*

Meter # 9206486	Usage In
Actual reading Dec 18, 2018	965
<i>Less</i> Actual reading Nov 16, 2018	829
Multiplier	40
Total kWh In	5,459

Meter # 9206486	Usage Out
Actual reading Dec 18, 2018	159
<i>Less</i> Actual reading Nov 16, 2018	143
Multiplier	40
Total kWh Out	610

Net Usage	4,849
Cumulative kWh	0
Adjusted Net kWh	4,849

Price to compare

A history of PSE&G's monthly Basic Gas Supply Service (BGSS) prices are located on our website at www.pseg.com.

Your PoD ID is: PG000011883963844655

About the balancing charge

The balancing charge includes pipeline, storage and other costs associated with seasonal peaks in usage. It applies during the heating season from November to March.

BILLED DEMAND

Annual Demand kW 16.90

MEASURED DEMAND

On-Peak kW 0.00

Off-Peak1 kW 0.00

Off-Peak2 kW 0.00

Demand kW 16.90

SUPPLY CAPACITY

Generation kW 35.470

Transmission kW 30.970



Past due reminder
Total amount due **\$629.91**
Please pay by **January 3, 2019**

Your energy bill

Bill date: December 26, 2018

Message Center

**** PAST DUE REMINDER ****
1-800-357-2262 (Mon-Fri, 7:30 AM - 8:00 PM)

Your bill for service is unpaid and past due. Payment of \$200.47 must be received by 1/3/2019 or your account may be removed from the PSE&G collective billing process. As a result, service on individual accounts may be discontinued. If service is discontinued, a reconnection fee of \$45.00 will be charged for each service that is shut off. Service may not be restored on the same day. Delinquent bills result in a poor PSE&G Credit Rating.

Electric suppliers in New Jersey are required to provide information annually about the environmental characteristics of the electricity they supply to customers. For information about the environmental characteristics of the electricity that PSE&G procures for Basic Generation Service customers, please visit pseg.com/envirolabel.

All PSE&G employees carry identification cards with their pictures on it. For your safety, ask to see the ID card of any PSE&G employee visiting your home or business.

How to contact us

- 1-855-BIZ-PSEG (249-7734)**
Customer service: 7am to 5:30pm Mon to Fri, Closed on weekends and holidays
Emergencies / outages: 24 hours daily
TTY for the hearing impaired 1 800 225-0072
- Visit pseg.com/myaccount to access your account anytime
- Text us. Register for MyAlerts by texting **REG** to 4PSEG(47734)
> Text **OUT** to report an outage.
- [facebook.com/pseg](https://www.facebook.com/pseg) twitter.com/psegdelivers

▶ **WILLINGBORO P.A.L.**
WILLINGBORO TWP

ACCOUNT NUMBER
13 012 069 03

Your billing summary for 3 accounts

Balance remaining from your last bill

PSE&G balance from last bill	\$268.
<i>Less</i> Payment received December 11, 2018 - <i>thank you!</i>	-\$67.
Balance remaining from your last bill	\$200.

This month's charges and credits

Gas charges - PSE&G	\$180.
<i>Plus</i> Electric charges - PSE&G	\$15.
<i>Plus</i> Unmetered charges - PSE&G	\$41.
<i>Plus</i> Gas supply charges - Constellation New Energy - Gas Division	\$192.
This month's charges and credits	\$429.

Total amount due by Jan 3, 2019 **\$629.91**

\$ 429.44

SUMMARY

Page 1 of 5

WILLINGBORO P.A.L.
 WILLINGBORO TWP
 Your account number: 1301206903
 Invoice Number: 503100051634



Details of your electric charges

Your rate: *General Lighting & Power (GLP)*

Meter # 1703135

Actual reading Dec 18, 2018	4489
<i>Less</i> Actual reading Nov 15, 2018	4489
Difference	0
Meter multiplier	6
Total kWh	0

Delivery charges

Monthly service charge	\$4.72
Total electric delivery charges	\$4.72

Supply charges

BGS Capacity		
Generation	0.389 kW x \$5.501285	\$2.14
Transmission	0.339 kW x \$11.327434	\$3.84
Total electric supply charges		\$5.98

Total electric charges **\$10.70**

Gas supply charges - Constellation New Energy - Gas Division

Through the CHOICE Program, you have chosen to purchase gas from Constellation New Energy - Gas Division. If you have any questions about the gas supply charges below, please contact them directly at (855) 465-1244.

Adjustments	\$0.00
Current charges	\$192.17

**Total - Constellation New Energy -
 Gas Division Charges** **\$192.17**

SUPPLY CAPACITY

Generation kW	0.389
Transmission kW	0.339

Price to compare

If you want to consider getting your electric supply from another supplier, you can compare their price with ours. This month, your cost for energy supply is \$5.98. This *price to compare* varies from month to month, depending on your usage.

Your PoD ID is: PE000009480181814840

Past due reminder
Total amount due **\$2,591.19**
Please pay by **January 8, 2019**

Your energy bill

Bill date: December 24, 2018

Message Center

**** PAST DUE REMINDER ****
1-800-357-2262 (Mon-Fri, 7:30 AM - 8:00 PM)

Your bill for service is unpaid and past due. Payment of \$822.66 must be received by 1/8/2019 or your account may be removed from the PSE&G collective billing process. As a result, service on individual accounts may be discontinued. If service is discontinued, a reconnection fee of \$45.00 will be charged. Service that is shut off. Service may not be restored. Delinquent bills result in a poor PSE&G credit rating.

Electric supply information and electricity they environmental cha Basic Generation S

New

to provide itics of the about the cures for rolabel.

All PSE&G employe on it. For your safety visiting your home or t

... their pictures ... of any PSE&G employee

How to contact us

1-855-BIZ-PSEG (249-7734)
Customer service: 7am to 5:30pm Mon to Fri, Closed on weekends and holidays
Emergencies / outages: 24 hours daily
TTY for the hearing impaired 1 800 225-0072

Visit pseg.com/myaccount to access your account anytime

Text us. Register for MyAlerts by texting **REG** to 4PSEG(47734)
> Text **OUT** to report an outage.

facebook.com/pseg twitter.com/psegdelivers

WILLINGBORO FIRE CO
WILLINGBORO FIRE

ACCOUNT NUMBER
13 012 070 04

Your billing summary for 4 accounts

Balance remaining from your last bill

PSE&G balance from last bill	\$1,703.6
Less Payment received December 11, 2018 - <i>thank you!</i>	-\$881.0
Balance remaining from your last bill	\$822.6

This month's charges and credits

Gas charges - PSE&G	\$342.7
Plus Electric charges - PSE&G	\$1,353.4
Plus Unmetered charges - PSE&G	\$72.3
This month's charges and credits	\$1,768.53

Total amount due by Jan 8, 2019 **\$2,591.19**

\$1768.53

SUMMARY

Page 1 of 5


For the next	3,180 kWh x \$0.057903	\$184.13
Total electric supply charges		\$314.71
Total electric charges		\$637.66

ACCOUNT NUMBER 7340759409	SERVICE ADDRESS SUNSET RD WILLINGBORO TWP NJ	NEXT METER READING January 24, 2019
-------------------------------------	---	--

WILLINGBORO FIRE CO
 WILLINGBORO FIRE
 Your account number: 1301207004
 Invoice Number: 503100051604

Supply charges

Cost of gas supplied by PSE&G:	340.800 therms x \$0.597477	\$203.62
Total gas supply charges		\$203.62

 **Total gas charges** **\$342.74**



Details of your electric charges

Your rate: *General Lighting & Power (GLP)*

Meter # 1588465

Actual reading Dec 6, 2018	7785
<i>Less</i> Actual reading Nov 5, 2018	7686
Difference	99
Meter multiplier	6
Total kWh	594

BILLED DEMAND	
Annual Demand kW	1.30
MEASURED DEMAND	
Demand kW	1.30
SUPPLY CAPACITY	
Generation kW	45.118
Transmission kW	39.396

Delivery charges

Monthly service charge		\$4.72
Charges for delivering electric to you:		
Annual Demand	1.300 kW x \$3.930769	\$5.11
kWh charges	594 kWh x \$0.007677	\$4.56
Societal Benefits	594 kWh x \$0.007643	\$4.54
Total electric delivery charges		\$18.93

Supply charges

BGS Capacity		
Generation	45.118 kW x \$5.504898	\$248.37
Transmission	39.396 kW x \$10.614529	\$418.17
Cost of electric supplied by PSE&G:		
Charges		
For the first	474 kWh x \$0.049346	\$23.39
For the next	120 kWh x \$0.057917	\$6.95
Total electric supply charges		\$696.88

 **Total electric charges** **\$715.81**

Price to compare

If you want to consider getting your electric supply from another supplier, you can compare their price with ours. This month, your cost for energy supply is \$696.88. This *price to compare* varies from month to month, depending on your usage.

Your PoD ID is: PE000010856749644554



Past due reminder
Total amount due \$1,969.82
Please pay by January 8, 2019

Your energy bill

Bill date: December 31, 2018

Message Center

** PAST DUE REMINDER **
1-800-357-2262 (Mon-Fri, 7:30 AM - 8:00 PM)

Your bill for service is unpaid and past due. Payment of \$698.52 must be received by 1/8/2019 or your account may be removed from the PSE&G collective billing process. As a result, service on individual accounts may be discontinued. If service is discontinued, a reconnection fee of \$45.00 will be charged for each service that is shut off. Service may not be restored on the same day. Delinquent bills result in a poor PSE&G Credit Rating.

Electric suppliers in New Jersey are required to provide information annually about the environmental characteristics of the electricity they supply to customers. For information about the environmental characteristics of the electricity that PSE&G procures for Basic Generation Service customers, please visit pseg.com/envirolabel.

All PSE&G employees carry identification cards with their pictures on it. For your safety, ask to see the ID card of any PSE&G employee visiting your home or business.

How to contact us

1-855-BIZ-PSEG (249-7734)
Customer service: 7am to 5:30pm Mon to Fri, Closed on weekends and holidays
Emergencies / outages: 24 hours daily
TTY for the hearing impaired 1 800 225-0072

Visit pseg.com/myaccount to access your account anytime

Text us. Register for MyAlerts by texting **REG** to 4PSEG(47734)
> Text **OUT** to report an outage.

[facebook.com/pseg](https://www.facebook.com/pseg) twitter.com/psegdelivers

▶ WILLINGBORO TWP
POLICE

ACCOUNT NUMBER
13 013 577 07

Your billing summary for 5 accounts

Balance remaining from your last bill	
PSE&G balance from last bill	\$977
Less Payment received December 11, 2018 - thank you!	-\$278
Balance remaining from your last bill	\$699

This month's charges and credits

This month's charges and credits	
Gas charges - PSE&G	\$503
Plus Electric charges - PSE&G	\$189
Plus Gas supply charges - Constellation New	\$578
Plus Energy - Gas Division	
This month's charges and credits	\$1,271
Total amount due by Jan 8, 2019	\$1,969

\$1,271.30

Total electric charges \$25.05

SUMMARY

ACCOUNT NUMBER 7340609903	SERVICE ADDRESS VAN SCIVER PKY TS WILLINGBORO TWP NJ	NEXT METER READING January 11, 2019
------------------------------	--	--

Supply charges




BGS Capacity		
Generation	0.001 kW x \$10.000000	\$0.01
Transmission	0.001 kW x \$10.000000	\$0.01
Cost of electric supplied by PSE&G:		
Charges		
For the first	78 kWh x \$0.049359	\$3.85
For the next	158 kWh x \$0.057911	\$9.15
Total electric supply charges		\$13.02

 **Total electric charges** **\$30.77**

Price to compare

If you want to consider getting your electric supply from another supplier, you can compare their price with ours. This month, your cost for energy supply is \$13.02. This *price to compare* varies from month to month, depending on your usage.

Your PoD ID is: PE000010731637447671

 ACCOUNT NUMBER 7340610103	 SERVICE ADDRESS 1 SALEM RD WILLINGBORO TWP NJ	 NEXT METER READING January 24, 2019
---	--	--

 **Details of your electric charges**

Your rate: *General Lighting & Power (GLP)*

Meter # 226002109

Actual reading Dec 20, 2018	3422
<i>Less</i> Actual reading Nov 20, 2018	3244
Difference	178
Meter multiplier	6
Total kWh	1,068

BILLED DEMAND

Annual Demand kW 2.40

MEASURED DEMAND

Demand kW 2.40

SUPPLY CAPACITY

Generation kW 1.168

Transmission kW 1.020

Delivery charges

Monthly service charge		\$4.72
Charges for delivering electric to you:		
Annual Demand	2.400 kW x \$3.925000	\$9.42
kWh charges	1,068 kWh x \$0.007678	\$8.20
Societal Benefits	1,068 kWh x \$0.007640	\$8.16
Total electric delivery charges		\$30.50

Price to compare




If you want to consider getting your electric supply from another supplier, you can compare their price with ours. This month, your cost for energy supply is \$77.07. This *price to compare* varies from month to month, depending on your usage.

Your PoD ID is: PE000009514987847671

Supply charges

BGS Capacity		
Generation	1.168 kW x \$5.505137	\$6.43
Transmission	1.020 kW x \$11.598039	\$11.83
Cost of electric supplied by PSE&G:		
Charges		
For the first	354 kWh x \$0.049350	\$17.47
For the next	714 kWh x \$0.057899	\$41.34
Total electric supply charges		\$77.07

 **Total electric charges** **\$107.57**

 ACCOUNT NUMBER 7340610200	 SERVICE ADDRESS 1 SALEM RD WILLINGBORO TWP NJ	 NEXT METER READING January 24, 2019
---	--	--

Total amount due **\$91,401.2**
 Please pay by **January 8, 2019**

Your energy bill

Bill date: December 26, 2018

Message Center

**** PAST DUE REMINDER ****
 1-800-357-2262 (Mon-Fri, 7:30 AM - 8:00 PM)

Your bill for service is unpaid and past due. Payment of \$44,399.06 must be received by 1/8/2019 or your account may be removed from the PSE&G collective billing process. As a result, service on individual accounts may be discontinued. If service is discontinued, a reconnection fee of \$45.00 will be charged for each service that is shut off. Service may not be restored on the same day. Delinquent bills result in a poor PSE&G Credit Rating.

Electric suppliers in New Jersey are required to provide information annually about the environmental characteristics of the electricity they supply to customers. For information about the environmental characteristics of the electricity that PSE&G procures for Basic Generation Service customers, please visit pseg.com/envirolabel.

All PSE&G employees carry identification cards with their pictures on it. For your safety, ask to see the ID card of any PSE&G employee visiting your home or business.

How to contact us

1-855-BIZ-PSEG (249-7734)
Customer service: 7am to 5:30pm Mon to Fri, Closed on weekends and holidays
Emergencies / outages: 24 hours daily
TTY for the hearing impaired: 1 800 225-0072

Visit pseg.com/myaccount to access your account anytime

Text us. Register for MyAlerts by texting **REG** to 4PSEG(47734)
 > Text **OUT** to report an outage.

[facebook.com/pseg](https://www.facebook.com/pseg) twitter.com/psegdelivers

▶ **WILLINGBORO TOWNSHIP**
WILLINGBORO TWP




ACCOUNT NUMBER
 13 013 579 01

Your billing summary for 9 accounts

Balance remaining from your last bill	
PSE&G balance from last bill	\$44,907.1
Balance remaining from your last bill	\$44,907.1
This month's charges and credits	
Unmetered charges - PSE&G	\$46,493.6
This month's charges and credits	\$46,493.6
Total amount due by Jan 8, 2019	\$91,401.2

\$ 46,493.62

 ACCOUNT NUMBER 7340612203	 SERVICE ADDRESS BEV RANC RD & CO WILLINGBORO TWP NJ	 NEXT METER READING January 14, 2019
---	--	--

 ACCOUNT NUMBER 7340612300	 SERVICE ADDRESS VARIOUS LOCATIONS WILLINGBORO TWP NJ	 NEXT METER READING January 24, 2019
---	---	--



Past due reminder

Total amount due

\$75,686.35

Please pay by

January 8, 2019

Your energy bill

Bill date: December 31, 2018

Message Center

** PAST DUE REMINDER **

1-800-357-2262 (Mon-Fri, 7:30 AM - 8:00 PM)

Your bill for service is unpaid and past due. Payment of \$47,570.63 must be received by 1/8/2019 or your account may be removed from the PSE&G collective billing process. As a result, service on individual accounts may be discontinued. If service is discontinued, a reconnection fee of \$45.00 will be charged for each service that is shut off. Service may not be restored on the same day. Delinquent bills result in a poor PSE&G Credit Rating.

Electric suppliers in New Jersey are required to provide information annually about the environmental characteristics of the electricity they supply to customers. For information about the environmental characteristics of the electricity that PSE&G procures for Basic Generation Service customers, please visit pseg.com/envirolabel.

All PSE&G employees carry identification cards with their pictures on it. For your safety, ask to see the ID card of any PSE&G employee visiting your home or business.

How to contact us

1-855-BIZ-PSEG (249-7734)

Customer service: 7am to 5:30pm Mon to Fri, Closed on weekends and holidays

Emergencies / outages: 24 hours daily

TTY for the hearing impaired: 1 800 225-0072

Visit pseg.com/myaccount to access your account anytime

Text us. Register for MyAlerts by texting **REG** to 4PSEG(47734)
> Text **OUT** to report an outage.

[facebook.com/pseg](https://www.facebook.com/pseg)

twitter.com/psegdelivers

WILLINGBORO TWP RECREATION

ACCOUNT NUMBER

13 013 578 04

Your billing summary for 9 accounts

Balance remaining from your last bill

PSE&G balance from last bill	\$59,903.1
Less Payment received December 11, 2018 - <i>thank you!</i>	-\$12,332.1
Balance remaining from your last bill	\$47,570.0

This month's charges and credits

Gas charges - PSE&G	\$16,964.1
Plus Electric charges - PSE&G	\$11,149.1
Plus Gas supply charges - Constellation New Energy - Gas Division	\$1.0
This month's charges and credits	\$28,115.2

Total amount due by Jan 8, 2019 \$75,686.3

\$ 28,115.72

SUMMARY

Page 1 of 12

Supply charges

Cost of gas supplied by PSE&G:

16,379.715 therms x \$0.677097 \$11,090.66

Total gas supply charges \$11,090.66

 **Total gas charges \$16,948.13**



Details of your electric charges

Your rate: *Large Power & Lighting Secondary (LPLS)*

Meter # 9206375	Usage In
Reading Dec 21, 2018	
Actual On-peak	1534
Actual Off-Peak1	
Actual Off-Peak2	
Reading Nov 21, 2018	
Actual On-peak	1263
Actual Off-Peak1	
Actual Off-Peak2	
Multiplier	240
On-peak kWh In	8,177
Off-peak kWh In	1,631
Total kWh In	65,209

Meter # 9206375	Usage Out
Reading Dec 21, 2018	
Actual On-peak	569
Actual Off-Peak1	
Actual Off-Peak2	
Reading Nov 21, 2018	
Actual On-peak	528
Actual Off-Peak1	
Actual Off-Peak2	
Multiplier	240
On-peak kWh Out	8,177
Off-peak kWh Out	1,631
Total kWh Out	9,808

Net Usage	55,401
On-peak kWh	17,712
Off-peak kWh	37,689.00

Delivery charges

Monthly service charge		\$370.81
Charges for delivering electric to you:		
Annual Demand	159.200 kW x \$3.748492	\$596.76
<i>The highest Measured Demand in any time period in the current month.</i>		
kWh - On-peak	17,712 kWh x \$0.000380	\$6.73
<i>Energy consumed between 8am-10pm, Monday to Friday.</i>		
kWh - Off-peak	37,689 kWh x \$0.000380	\$14.32
<i>Energy consumed outside peak hours.</i>		
Societal Benefits	55,401 kWh x \$0.007644	\$423.49
Total electric delivery charges		\$1,412.11

BILLED DEMAND

Annual Demand kW 159.20

MEASURED DEMAND

On-Peak kW 159.20

Off-Peak1 kW 0.00

Off-Peak2 kW 138.20

SUPPLY CAPACITY




Generation kW 304.750

Transmission kW 276.130

Price to compare

If you want to consider getting your electric supply from another supplier, you can compare their price with ours. This month, your cost for energy supply is \$7,581.56. This *price to compare* varies from month to month, depending on your usage.

Your PoD ID is: PE000011464248145004

 ACCOUNT NUMBER 7340610405	 SERVICE ADDRESS BEVERLY RANCOCAS RD WILLINGBORO TWP NJ	 NEXT METER READING January 18, 2019
---	---	--

 **Details of your electric charges**
Your rate: *General Lighting & Power (GLP)*

Meter # 12703779

Actual reading Dec 18, 2018	2066
<i>Less</i> Actual reading Nov 15, 2018	1978
Total electric you used in 33 days	88 kWh

BILLED DEMAND	
Annual Demand kW	0.20
SUPPLY CAPACITY	
Generation kW	0.305
Transmission kW	0.266

Delivery charges

Monthly service charge		\$4.72
Charges for delivering electric to you:		
Annual Demand	0.200 kW x \$3.950000	\$0.79
kWh charges	88 kWh x \$0.007727	\$0.68
Societal Benefits	88 kWh x \$0.007614	\$0.67
Total electric delivery charges		\$6.86

Price to compare




If you want to consider getting your electric supply from another supplier, you can compare their price with ours. This month, your cost for energy supply is \$9.44. This *price to compare* varies from month to month, depending on your usage.

Your PoD ID is: PE000011429618945004

Supply charges

BGS Capacity		
Generation	0.305 kW x \$5.508197	\$1.68
Transmission	0.266 kW x \$11.315789	\$3.01
Cost of electric supplied by PSE&G:		
Charges		
For the first	40 kWh x \$0.049250	\$1.97
For the next	48 kWh x \$0.057917	\$2.78
Total electric supply charges		\$9.44

 **Total electric charges** **\$16.30**

 ACCOUNT NUMBER 7340610502	 SERVICE ADDRESS RTE 130 & VAN SCIVER PKWY WILLINGBORO TWP NJ	 NEXT METER READING January 24, 2019
---	---	--

 **Details of your electric charges**
Your rate: *General Lighting & Power (GLP)*

Meter # 726017207

Estimated reading Dec 20, 2018	69883
<i>Less</i> Estimated reading Nov 20, 2018	69554
Total electric you used in 30 days	329 kWh

BILLED DEMAND	
Annual Demand kW	34.90
MEASURED DEMAND	
Demand kW	34.90
SUPPLY CAPACITY	
Generation kW	36.905
Transmission kW	32.225




WILLINGBORO TWP
RECREATION

Your account number: 1301357804
Invoice Number: 503100051815

Supply charges

BGS Capacity		
Generation	0.405 kW x \$5.506173	\$2.23
Transmission	0.354 kW x \$11.327684	\$4.01
Cost of electric supplied by PSE&G:		
Charges		
For the first	156 kWh x \$0.049359	\$7.70
For the next	198 kWh x \$0.057879	\$11.46
Total electric supply charges		\$25.40

 **Total electric charges** **\$37.12**

 ACCOUNT NUMBER 7340610707	 SERVICE ADDRESS FAIRMOUNT DR WILLINGBORO TWP NJ	 NEXT METER READING January 14, 2019
---	--	--

 **Details of your electric charges**

Your rate: *General Lighting & Power (GLP)*

Meter # 626021871

Actual reading Dec 12, 2018	18244
<i>Less</i> Actual reading Nov 9, 2018	18244
Difference	0
Meter multiplier	6
Total kWh	0

SUPPLY CAPACITY	
Generation kW	4.698
Transmission kW	4.102

Delivery charges

Monthly service charge	\$4.72
Total electric delivery charges	\$4.72

Supply charges




BGS Capacity		
Generation	4.698 kW x \$5.504470	\$25.86
Transmission	4.102 kW x \$10.967821	\$44.99
Total electric supply charges		\$70.85

 **Total electric charges** **\$75.57**

Price to compare

If you want to consider getting your electric supply from another supplier, you can compare their price with ours. This month, your cost for energy supply is \$70.85. This *price to compare* varies from month to month, depending on your usage.

Your PoD ID is: PE000010696846445004

 ACCOUNT NUMBER 7340610804	 SERVICE ADDRESS J F KENNEDY WAY WILLINGBORO TWP NJ	 NEXT METER READING January 24, 2019
---	---	--

Supply charges




BGS Capacity		
Generation	0.001 kW x \$10.000000	\$0.01
Transmission	0.001 kW x \$10.000000	\$0.01
Total electric supply charges		\$0.02


 **Total electric charges** **\$4.74**

Price to compare

If you want to consider getting your electric supply from another supplier, you can compare their price with ours. This month, your cost for energy supply is \$0.02. This *price to compare* varies from month to month, depending on your usage.

Your PoD ID is: PE000008264876745004

 ACCOUNT NUMBER 7340611002	 SERVICE ADDRESS BEVERLY RANCOCAS RD WILLINGBORO TWP NJ	 NEXT METER READING January 18, 2019
---	---	--

 **Details of your electric charges**

Your rate: *General Lighting & Power (GLP)*

Meter # 626050406

Actual reading Dec 18, 2018	55158	
<i>Less</i> Actual reading Nov 15, 2018	54970	
Total electric you used in 33 days	188 kWh	

BILLED DEMAND	
Annual Demand kW	28.10
MEASURED DEMAND	
Demand kW	28.10
SUPPLY CAPACITY	
Generation kW	21.009
Transmission kW	18.346

Delivery charges

Monthly service charge		\$4.72
Charges for delivering electric to you:		
Annual Demand	28.100 kW x \$3.927402	\$110.36
kWh charges	188 kWh x \$0.007660	\$1.44
Societal Benefits	188 kWh x \$0.007660	\$1.44
Total electric delivery charges		\$117.96

Supply charges




BGS Capacity		
Generation	21.009 kW x \$5.504784	\$115.65
Transmission	18.346 kW x \$11.345252	\$208.14
Cost of electric supplied by PSE&G:		
Charges		
For the first	85 kWh x \$0.049294	\$4.19
For the next	103 kWh x \$0.057864	\$5.96
Total electric supply charges		\$333.94

 **Total electric charges** **\$451.90**

Price to compare

If you want to consider getting your electric supply from another supplier, you can compare their price with ours. This month, your cost for energy supply is \$333.94. This *price to compare* varies from month to month, depending on your usage.

Your PoD ID is: PE000009480184245004

 ACCOUNT NUMBER 7340611118	 SERVICE ADDRESS BEV RANC RD BLGE WILLINGBORO TWP NJ	 NEXT METER READING January 18, 2019
---	--	--



Past due reminder
 Total amount due **\$44,907.59**
 Please pay by **January 8, 2019**

Your energy bill

Bill date: December 24, 2018

Message Center

**** PAST DUE REMINDER ****
 1-800-357-2262 (Mon-Fri, 7:30 AM - 8:00 PM)

Your bill for service is unpaid and past due. Payment of \$44,399.06 must be received by 1/8/2019 or your account may be removed from the PSE&G collective billing process. As a result, service on individual accounts may be discontinued. If service is discontinued, a reconnection fee of \$45.00 will be charged for each service that is shut off. Service may not be restored on the same day. Delinquent bills result in a poor PSE&G Credit Rating.

Electric suppliers in New Jersey are required to provide information annually about the environmental characteristics of the electricity they supply to customers. For information about the environmental characteristics of the electricity that PSE&G procures for Basic Generation Service customers, please visit pseg.com/envirolabel.

All PSE&G employees carry identification cards with their pictures on it. For your safety, ask to see the ID card of any PSE&G employee visiting your home or business.

How to contact us

1-855-BIZ-PSEG (249-7734)

Customer service: 7am to 5:30pm Mon to Fri, Closed on weekends and holidays

Emergencies / outages: 24 hours daily

TTY for the hearing impaired: 1 800 225-0072

Visit pseg.com/myaccount to access your account anytime

Text us. Register for MyAlerts by texting **REG** to 4PSEG(47734)

> Text **OUT** to report an outage.

[facebook.com/pseg](https://www.facebook.com/pseg)

twitter.com/psegdelivers

► **WILLINGBORO TOWNSHIP**
WILLINGBORO TWP

ACCOUNT NUMBER
 13 013 579 01

Your billing summary for 9 accounts

Balance remaining from your last bill

PSE&G balance from last bill	\$87,400.6
<i>Less</i> Payment received December 11, 2018 - <i>thank you!</i>	-\$42,968.2
Balance remaining from your last bill	\$44,432.4

This month's charges and credits

Electric charges - PSE&G	\$508.5
<i>Plus</i> Other PSE&G Credits and Charges	-\$33.3
This month's charges and credits	\$475.1

Total amount due by Jan 8, 2019 **\$44,907.59**

\$475.16

SUMMARY

Page 1 of 9

WILLINGBORO TOWNSHIP
 WILLINGBORO TWP
 Your account number: 1301357901
 Invoice Number: 503100051615

Delivery charges

Monthly service charge		\$4.72
Charges for delivering electric to you:		
Annual Demand	0.300 kW x \$3.933333	\$1.18
kWh charges	223 kWh x \$0.007668	\$1.71
Societal Benefits	223 kWh x \$0.007623	\$1.70
Total electric delivery charges		\$9.31

Supply charges




BGS Capacity		
Generation	0.331 kW x \$5.498489	\$1.82
Transmission	0.289 kW x \$11.349481	\$3.28
Cost of electric supplied by PSE&G:		
Charges		
For the first	101 kWh x \$0.049307	\$4.98
For the next	122 kWh x \$0.057869	\$7.06
Total electric supply charges		\$17.14

 **Total electric charges** **\$26.45**

Price to compare

If you want to consider getting your electric supply from another supplier, you can compare their price with ours. This month, your cost for energy supply is \$17.14. This *price to compare* varies from month to month, depending on your usage.

Your PoD ID is: PE000008785290144948

 ACCOUNT NUMBER 7340611703	 SERVICE ADDRESS J F KENNEDY WY P60214 WILLINGBORO TWP NJ	 NEXT METER READING January 24, 2019
---	---	--

 **Details of your electric charges**

Your rate: *General Lighting & Power (GLP)*

Meter # 626042200

Actual reading Dec 20, 2018	48674
<i>Loss</i> Actual reading Oct 22, 2018	48084
Total electric you used in 59 days	590 kWh

BILLED DEMAND

Annual Demand kW 0.80

SUPPLY CAPACITY

Generation kW 0.507
 Transmission kW 0.443

Delivery charges




Monthly service charge		\$9.29
Charges for delivering electric to you:		
Annual Demand	0.800 kW x \$3.987500	\$3.19
kWh charges		
For the first	94 kWh x \$0.004681	\$0.44
For the next	496 kWh x \$0.007681	\$3.81
Societal Benefits	590 kWh x \$0.007644	\$4.51
Total electric delivery charges		\$21.24

Price to compare

If you want to consider getting your electric supply from another supplier, you can compare their price with ours. This month, your cost for energy supply is \$45.52. This *price to compare* varies from month to month, depending on your usage.

Your PoD ID is: PE000009028478744948

WILLINGBORO TOWNSHIP
 WILLINGBORO TWP
 Your account number: 1301357901
 Invoice Number: 503100051615

 ACCOUNT NUMBER 7340611908	 SERVICE ADDRESS BEV RANC RD P2114 WILLINGBORO TWP NJ	 NEXT METER READING January 14, 2019
---	---	--

 **Details of your electric charges**
 Your rate: *General Lighting & Power (GLP)*

Meter # 626042189

Actual reading Dec 12, 2018	36290
<i>Less</i> Actual reading Nov 9, 2018	36065
Total electric you used in 33 days	225 kWh

BILLED DEMAND	
Annual Demand kW	0.30
SUPPLY CAPACITY	
Generation kW	0.329
Transmission kW	0.288

Delivery charges

Monthly service charge		\$4.72
Charges for delivering electric to you:		
Annual Demand	0.300 kW x \$3.933333	\$1.18
kWh charges	225 kWh x \$0.007689	\$1.73
Societal Benefits	225 kWh x \$0.007644	\$1.72
Total electric delivery charges		\$9.35

Supply charges




BGS Capacity		
Generation	0.329 kW x \$5.501520	\$1.81
Transmission	0.288 kW x \$10.972222	\$3.16
Cost of electric supplied by PSE&G:		
Charges		
For the first	143 kWh x \$0.049371	\$7.06
For the next	82 kWh x \$0.057927	\$4.75
Total electric supply charges		\$16.78

 **Total electric charges** \$26.13

Price to compare

If you want to consider getting your electric supply from another supplier, you can compare their price with ours. This month, your cost for energy supply is \$16.78. This *price to compare* varies from month to month, depending on your usage.

Your PoD ID is: PE000010245353744948

 ACCOUNT NUMBER 7340612009	 SERVICE ADDRESS J F KENNEDY WAY WILLINGBORO TWP NJ	 NEXT METER READING January 24, 2019
---	---	--

 **Details of your electric charges**
 Your rate: *General Lighting & Power (GLP)*

Meter # 626046990

Actual reading Dec 20, 2018	90814
<i>Less</i> Actual reading Nov 20, 2018	88648
Total electric you used in 30 days	2,166 kWh

BILLED DEMAND	
Annual Demand kW	6.00
MEASURED DEMAND	
Demand kW	6.00
SUPPLY CAPACITY	
Generation kW	6.748
Transmission kW	5.892

WILLINGBORO TOWNSHIP
 WILLINGBORO TWP
 Your account number: 1301357901
 Invoice Number: 503100051615

Supply charges

BGS Capacity		
Generation	0.305 kW x \$5.508197	\$1.68
Transmission	0.266 kW x \$11.315789	\$3.01
Cost of electric supplied by PSE&G:		
Charges		
For the first	73 kWh x \$0.049315	\$3.60
For the next	89 kWh x \$0.057865	\$5.15
Total electric supply charges		\$13.44

 **Total electric charges** **\$22.21**

 ACCOUNT NUMBER 7340612203	 SERVICE ADDRESS BEV RANC RD & CO WILLINGBORO TWP NJ	 NEXT METER READING January 14, 2019
---	--	--

 **Details of your electric charges**

Your rate: *General Lighting & Power (GLP)*

Meter # 626001254

Actual reading Dec 12, 2018	6830
<i>Less</i> Actual reading Nov 9, 2018	6793
Difference	37
Meter multiplier	6
Total kWh	222

BILLED DEMAND	
Annual Demand kW	0.30
SUPPLY CAPACITY	
Generation kW	0.328
Transmission kW	0.287

Delivery charges

Monthly service charge	\$4.72
Charges for delivering electric to you:	
Annual Demand	0.300 kW x \$3.933333 \$1.18
kWh charges	222 kWh x \$0.007658 \$1.70
Societal Benefits	222 kWh x \$0.007658 \$1.70
Total electric delivery charges	\$9.30


Price to compare




If you want to consider getting your electric supply from another supplier, you can compare their price with ours. This month, your cost for energy supply is \$16.63. This *price to compare* varies from month to month, depending on your usage.

Your PoD ID is: PE000008299576244948

Supply charges

BGS Capacity		
Generation	0.328 kW x \$5.518293	\$1.81
Transmission	0.287 kW x \$10.975610	\$3.15
Cost of electric supplied by PSE&G:		
Charges		
For the first	138 kWh x \$0.049348	\$6.81
For the next	84 kWh x \$0.057857	\$4.86
Total electric supply charges		\$16.63

 **Total electric charges** **\$25.93**

 ACCOUNT NUMBER 7340612300	 SERVICE ADDRESS VARIOUS LOCATIONS WILLINGBORO TWP NJ	 NEXT METER READING January 24, 2019
---	---	--



Past due reminder
 Total amount due **\$1,140.41**
 Please pay by **January 8, 2019**

Your energy bill

Bill date: December 24, 2018

Message Center

**** PAST DUE REMINDER ****
 1-800-357-2262 (Mon-Fri, 7:30 AM - 8:00 PM)

Your bill for service is unpaid and past due. Payment of \$542.81 must be received by 1/8/2019 or your account may be removed from the PSE&G collective billing process. As a result, service on individual accounts may be discontinued. If service is discontinued, a reconnection fee of \$45.00 will be charged for each service that is shut off. Service may not be restored on the same day. Delinquent bills result in a poor PSE&G Credit Rating.

Electric suppliers in New Jersey are required to provide information annually about the environmental characteristics of the electricity they supply to customers. For information about the environmental characteristics of the electricity that PSE&G procures for Basic Generation Service customers, please visit pseg.com/envirolabel.

All PSE&G employees carry identification cards with their pictures on it. For your safety, ask to see the ID card of any PSE&G employee visiting your home or business.

How to contact us

1-855-BIZ-PSEG (249-7734)
Customer service: 7am to 5:30pm Mon to Fri, Closed on weekends and holidays
Emergencies / outages: 24 hours daily
TTY for the hearing impaired: 1 800 225-0072

Visit pseg.com/myaccount to access your account anytime

Text us. Register for MyAlerts by texting **REG** to 4PSEG(47734)
 > Text **OUT** to report an outage.

[facebook.com/pseg](https://www.facebook.com/pseg) twitter.com/psegdelivers

WILLINGBORO TWP
JOHN F KENNEDY WAY &

ACCOUNT NUMBER
 13 013 576 18

Your billing summary for 12 accounts

Balance remaining from your last bill

PSE&G balance from last bill	\$1,063.7
<i>Less</i> Payment received - thank you!	-\$520.3
Balance remaining from your last bill	\$542.8

This month's charges and credits

Electric charges - PSE&G	\$27.4
<i>Plus</i> Unmetered charges - PSE&G	\$570.7
This month's charges and credits	\$597.6

Total amount due by Jan 8, 2019 **\$1,140.41**

\$ 597.61

SUMMARY

Page 1 of 13

WILLINGBORO TWP
 JOHN F KENNEDY WAY &
 Your account number: 1301357618
 Invoice Number: 503100051614

Your unmetered electric charges

Your rate: *Body Politic Lighting (BPL)*

USAGE

For the period Nov 21, 2018 to Dec 21, 2018 : 741 kWh


Delivery charges

Fixture charge		\$72.87
Charges for delivering electric to you:		
kWh charges	741 kWh x \$0.016351	\$12.12
Total electric delivery charges		\$84.99

Supply charges

Cost of electric supplied by PSE&G:




Charges	231 kWh x \$0.038473	\$8.89
For the next	510 kWh x \$0.047034	\$23.99
Total electric supply charges		\$32.88

 **Total unmetered electric charges** **\$117.87**

Price to compare

If you want to consider getting your electric supply from another supplier, you can compare their price with ours. This month, your cost for energy supply is \$32.88. This price to compare varies from month to month, depending on your usage.

Your PoD ID is: PE000011838374447538

 ACCOUNT NUMBER 7340608818	 SERVICE ADDRESS J F KENNEDY WY TS WILLINGBORO TWP NJ	 NEXT METER READING January 24, 2019
---	---	--

Your unmetered electric charges

Your rate: *General Lighting & Power (GLP)*

USAGE

For the period Nov 21, 2018 to Dec 21, 2018 : 1,049 kWh

Delivery charges

Fixed services		\$2.19
Charges for delivering electric to you:		
Annual Demand	1,400 kW x \$3.928571	\$5.50
kWh charges	1,049 kWh x \$0.007678	\$8.05
Societal Benefits	1,049 kWh x \$0.007645	\$8.02
Total electric delivery charges		\$23.76

Supply charges

BGS Capacity		
Generation	1,481 kW x \$5.503039	\$8.15
Transmission	1,293 kW x \$11.616396	\$15.02
Cost of electric supplied by PSE&G:		
Charges	338 kWh x \$0.049341	\$16.68
For the next	711 kWh x \$0.057902	\$41.17
Total electric supply charges		\$81.02

 **Total unmetered electric charges** **\$104.78**

BILLED DEMAND

Annual Demand kW 1.40

SUPPLY CAPACITY

Generation kW 1.481
 Transmission kW 1.293

Price to compare

If you want to consider getting your electric supply from another supplier, you can compare their price with ours. This month, your cost for energy supply is \$81.02. This price to compare varies from month to month, depending on your usage.

Your PoD ID is: PE000011838534347538

WILLINGBORO TWP
 JOHN F KENNEDY WAY &
 Your account number: 1301357618
 Invoice Number: 503100051614

 **Your unmetered electric charges**

Your rate: *General Lighting & Power (GLP)*

USAGE

For the period Nov 21, 2018 to Dec 21, 2018 : 435 kWh

Delivery charges

Fixed services \$2.19

Charges for delivering electric to you:

Annual Demand	0.600 kW x \$3.933333	\$2.36
kWh charges	435 kWh x \$0.007678	\$3.34
Societal Benefits	435 kWh x \$0.007655	\$3.33

Total electric delivery charges \$11.22


Supply charges

BGS Capacity		
Generation	0.614 kW x \$5.504886	\$3.38
Transmission	0.536 kW x \$11.623134	\$6.23

Cost of electric supplied by PSE&G:

Charges	140 kWh x \$0.049341	\$6.91
For the next	295 kWh x \$0.057902	\$17.08

Total electric supply charges \$33.60




 **Total unmetered electric charges \$44.82**

BILLED DEMAND	
Annual Demand kW	0.60
SUPPLY CAPACITY	
Generation kW	0.614
Transmission kW	0.536

Price to compare

If you want to consider getting your electric supply from another supplier, you can compare their price with ours. This month, your cost for energy supply is \$33.60. This price to compare varies from month to month, depending on your usage.

Your PoD ID is: PE000011838597047538

 ACCOUNT NUMBER 7340609105	 SERVICE ADDRESS RTE 130 WILLINGBORO TWP NJ	 NEXT METER READING January 24, 2019
---	---	--

WILLINGBORO TWP
 JOHN F KENNEDY WAY &
 Your account number: 1301357618
 Invoice Number: 503100051614

Your unmetered electric charges

Your rate: *General Lighting & Power (GLP)*


USAGE

For the period Nov 21, 2018 to Dec 21, 2018 : 560 kWh

Delivery charges

Fixed services		\$2.19
Charges for delivering electric to you:		
Annual Demand	0.800 kW x \$3.925000	\$3.14
kWh charges	560 kWh x \$0.007678	\$4.30
Societal Benefits	560 kWh x \$0.007643	\$4.28
Total electric delivery charges		\$13.91

Supply charges

BGS Capacity		
Generation	0.790 kW x \$5.506329	\$4.35
Transmission	0.690 kW x \$11.608696	\$8.01
Cost of electric supplied by PSE&G:		
Charges	181 kWh x \$0.049341	\$8.93
For the next	379 kWh x \$0.057902	\$21.94
Total electric supply charges		\$43.23
 Total unmetered electric charges		\$57.14

BILLED DEMAND

Annual Demand kW 0.80

SUPPLY CAPACITY

Generation kW 0.790

Transmission kW 0.690

Price to compare

If you want to consider getting your electric supply from another supplier, you can compare their price with ours. This month, your cost for energy supply is \$43.23. This price to compare varies from month to month, depending on your usage.

Your PoD ID is: PE000011838318147538

 ACCOUNT NUMBER 7340609318	 SERVICE ADDRESS CHARLESTON RD P936 WILLINGBORO TWP NJ	 NEXT METER READING January 24, 2019
---	--	--

Details of your electric charges

Your rate: *General Lighting & Power (GLP)*

Meter # 626028627

Actual reading Dec 20, 2018	8532
Less Actual reading Nov 20, 2018	8496
Difference	36
Meter multiplier	6
Total kWh	216

Delivery charges

Monthly service charge		\$4.72
Charges for delivering electric to you:		
Annual Demand	0.300 kW x \$3.933333	\$1.18
kWh charges	216 kWh x \$0.007685	\$1.66
Societal Benefits	216 kWh x \$0.007639	\$1.65
Total electric delivery charges		\$9.21

BILLED DEMAND

Annual Demand kW 0.30

SUPPLY CAPACITY

Generation kW 0.405

Transmission kW 0.354

Price to compare

If you want to consider getting your electric supply from another supplier, you can compare their price with ours. This month, your cost for energy supply is \$18.23. This price to compare varies from month to month, depending on your usage.

Your PoD ID is: PE000008299352847538

WILLINGBORO TWP
 JOHN F KENNEDY WAY &
 Your account number: 1301357618
 Invoice Number: 503100051614

 **Your unmetered electric charges**

Your rate: *General Lighting & Power (GLP)*

USAGE

For the period Nov 21, 2018 to Dec 21, 2018 : 834 kWh

Delivery charges

Fixed services		\$2.19
Charges for delivering electric to you:		
Annual Demand	1.800 kW x \$3.927778	\$7.07
kWh charges	834 kWh x \$0.007678	\$6.40
Societal Benefits	834 kWh x \$0.007650	\$6.38

Total electric delivery charges **\$22.04**

Supply charges

BGS Capacity		
Generation	1.178 kW x \$5.500849	\$6.48
Transmission	1.028 kW x \$11.624514	\$11.95
Cost of electric supplied by PSE&G:		
Charges	269 kWh x \$0.049341	\$13.27
For the next	565 kWh x \$0.057902	\$32.71

Total electric supply charges **\$64.41**


 **Total unmetered electric charges** **\$86.45**


BILLED DEMAND	
Annual Demand kW	1.80
SUPPLY CAPACITY	
Generation kW	1.178
Transmission kW	1.028


Price to compare

If you want to consider getting your electric supply from another supplier, you can compare their price with ours. This month, your cost for energy supply is \$64.41. This price to compare varies from month to month, depending on your usage.

Your PoD ID is: PE000011838615047538

 **ACCOUNT NUMBER**
7340609601

 **SERVICE ADDRESS**
WDLANE
WILLINGBORO TWP NJ

 **NEXT METER READING** January 24, 2019

WILLINGBORO TWP
 JOHN F KENNEDY WAY &
 Your account number: 1301357618
 Invoice Number: 503100051614

 **Your unmetered electric charges**

Your rate: *General Lighting & Power (GLP)*

USAGE

For the period Nov 21, 2018 to Dec 21, 2018 : 341 kWh

Delivery charges

Fixed services \$2.19

Charges for delivering electric to you:

Annual Demand	0.500 kW x \$3.920000	\$1.96
kWh charges	341 kWh x \$0.007678	\$2.62
Societal Benefits	341 kWh x \$0.007654	\$2.61

Total electric delivery charges \$9.38

Supply charges


BGS Capacity

Generation	0.481 kW x \$5.509356	\$2.65
Transmission	0.421 kW x \$11.615202	\$4.89

Cost of electric supplied by PSE&G:

Charges	110 kWh x \$0.049341	\$5.43
For the next	231 kWh x \$0.057902	\$13.38

Total electric supply charges \$26.35

 **Total unmetered electric charges \$35.73**

BILLED DEMAND

Annual Demand kW 0.50

SUPPLY CAPACITY

Generation kW 0.481
 Transmission kW 0.421

Price to compare

If you want to consider getting your electric supply from another supplier, you can compare their price with ours. This month, your cost for energy supply is \$26.35. This price to compare varies from month to month, depending on your usage.

Your PoD ID is: PE000011838596247538