

Your energy bill

Bill date: September 26, 2018 ✓

Message Center

Take back your desk! Go paperless! Instead of receiving a paper bill each month, you get a monthly email showing your bill amount and due date, with the ability to view or print your current and past bills. To sign up, log in to My Account at pseg.com, and select "Paperless Billing."

Call before you dig when starting a major home project that involves digging. Even if you think there is no underground equipment on your property, you must call the New Jersey One-Call Center at 1-800-272-1000 or 811 three business days before any work begins. It's the law.

Beware of payment scams. If you receive a phone call from someone demanding immediate bill payment with a prepaid card, it is a scam. PSEG never requires payment with a prepaid card. When in doubt, hang-up and call the number listed on your bill: 1-800-436-7734. For more information, visit pseg.com/scamalert.

Stay connected during hurricane season! Visit pseg.com/outagecenter to report an outage, view our outage map and access important safety information to help you before, during and after a storm.

How to contact us

1-855-BIZ-PSEG (249-7734)


Customer service: 7am to 5:30pm Mon to Fri, Closed on weekends and holidays

Emergencies / outages: 24 hours daily

TTY for the hearing impaired 1 800 225-0072

Visit pseg.com/myaccount to access your account anytime

Text us. Register for MyAlerts by texting **REG** to 4PSEG(47734)
> Text **OUT** to report an outage.

 facebook.com/pseg

 twitter.com/psegdelivers

▶ WILLINGBORO TWP ✓
PUBLIC WRKS GAR #1

ACCOUNT NUMBER ✓
13 013 580 02 ✓

Your billing summary for 2 accounts

Balance remaining from your last bill


PSE&G balance from last bill	\$387.50
Balance remaining from your last bill	\$387.50

This month's charges and credits

Gas charges - PSE&G	\$68.13
Plus Electric charges - PSE&G	\$459.55
Plus Gas supply charges - Constellation New	\$23.81
Energy - Gas Division	
This month's charges and credits	\$551.49 ✓

Total amount due by Oct 10, 2018 **\$938.99**

\$ 551.49

 ACCOUNT NUMBER 7340612505	 SERVICE ADDRESS INDUSTRIAL DR WILLINGBORO TWP NJ	 NEXT METER READING October 17, 2018
---	---	--

Details of your gas charges

Your rate: *General Service Gas Heating - GSG (HTG)*

Meter # Combined

Total meter usage	53.636
Converted to therms x 1.032	55.353
Total therms	55.353 therms

Meter	Sep 18	Aug 17	Difference	Constant	Multiplier	Usage
4436808	14	10	4		1.012	4.05
4338769	110	61	49		1.012	49.59

Delivery charges

Monthly service charge	\$12.03
Charges for delivering gas to you:	
For the First: 15.665 therms x \$0.263645	\$4.13
For the Next: 39.688 therms x \$0.263556	\$10.46
Societal Benefits 55.353 therms x \$0.043539	\$2.41
<i>This charge recovers the cost of government mandated programs designed to achieve public policy goals, such as energy conservation.</i>	

Total gas delivery charges \$29.03

 **Total gas charges \$29.03**

Details of your electric charges

Your rate: *General Lighting & Power (GLP)*

Meter # 2892373	Usage In
Actual reading Sep 18, 2018	4178
Less Actual reading Aug 18, 2018	2705
Multiplier	0
Total kWh In	1,473

Meter # 2892373	Usage Out
Actual reading Sep 18, 2018	3359
Less Actual reading Aug 18, 2018	2823
Multiplier	0
Total kWh Out	536

Net Usage	937
Cumulative kWh	-118
Adjusted Net kWh	819

Price to compare

A history of PSE&G's monthly Basic Gas Supply Service (BGSS) prices are located on our website at www.pseg.com.

Your PoD ID is: PG000011429624747523 –
 Your PoD ID is your Point of Delivery identification within PSE&G's system.

BILLED DEMAND

Annual Demand kW	12.60
Summer Demand kW	12.20

MEASURED DEMAND

On-Peak kW	0.00
Off-Peak1 kW	0.00
Off-Peak2 kW	0.00
Demand kW	6.30

SUPPLY CAPACITY

Generation kW	7.110
Transmission kW	6.190

Gas supply charges - Constellation New Energy - Gas Division

Through the CHOICE Program, you have chosen to purchase gas from Constellation New Energy - Gas Division. If you have any questions about the gas supply charges below, please contact them directly at (855) 465-1244.

Adjustments	\$0.00
Current charges	\$23.81

 **Total - Constellation New Energy - Gas Division Charges** **\$23.81**

 ACCOUNT NUMBER 7340612602	 SERVICE ADDRESS INDUSTRIAL DR WILLINGBORO TWP NJ	 NEXT METER READING October 17, 2018
---	---	--

Details of your gas charges

Your rate: *General Service Gas Heating - GSG (HTG)*

Meter # 2462794

Actual reading Sep 18, 2018	102
<i>Less</i> Actual reading Aug 17, 2018	71
Difference	31

Converted to CCF x 1.012	31.372
Converted to therms x 1.032	32.376
Total gas you used in 32 days	32.376 therms

Price to compare

A history of PSE&G's monthly Basic Gas Supply Service (BGSS) prices are located on our website at www.pseg.com.

Your PoD ID is: PG000009723239147523

Delivery charges

Monthly service charge	\$12.03
Charges for delivering gas to you:	
For the First: 13.577 therms x \$0.263681	\$3.58
For the Next: 18.799 therms x \$0.263312	\$4.95
Societal Benefits 32.376 therms x \$0.043551	\$1.41
Total gas delivery charges	\$21.97

Supply charges

Cost of gas supplied by PSE&G:	
32.376 therms x \$0.529096	\$17.13
Total gas supply charges	\$17.13

 **Total gas charges** **\$39.10**



Past due reminder

Total amount due

\$387.50

Please pay by

October 3, 2018

Your energy bill

Bill date: September 25, 2018 ✓

Message Center

**** PAST DUE REMINDER ****

1-800-357-2262 (Mon-Fri, 7:30 AM - 8:00 PM)

Your bill for service is unpaid and past due. Payment of \$62.92 must be received by 10/3/2018 or your account may be removed from the PSE&G collective billing process. As a result, service on individual accounts may be discontinued. If service is discontinued, a reconnection fee of \$45.00 will be charged for each service that is shut off. Service may not be restored on the same day. Delinquent bills result in a poor PSE&G Credit Rating.

For the second year in a row, PSE&G has been named a **Most Trusted Brand by business customers**. This recognition is a testament to our commitment to continually improve the customer experience and earn customer trust. Thank you!

Summer storm season is here! Be safe. If there is loss of power: keep refrigerator and freezer doors closed, use caution with candles, and turn off lights and appliances to avoid overloading circuits once power is restored.

How to contact us

1-855-BIZ-PSEG (249-7734)

Customer service: 7am to 5:30pm Mon to Fri, Closed on weekends and holidays

Emergencies / outages: 24 hours daily

TTY for the hearing impaired 1 800 225-0072

Visit pseg.com/myaccount to access your account anytime

Text us. Register for MyAlerts by texting **REG** to 4PSEG(47734)
> Text **OUT** to report an outage.

[facebook.com/pseg](https://www.facebook.com/pseg)

twitter.com/psegdelivers

▶ **WILLINGBORO TWP
PUBLIC WRKS GAR #1** ✓

ACCOUNT NUMBER
13 013 580 02 ✓

Your billing summary for 2 accounts

Balance remaining from your last bill

PSE&G balance from last bill	\$530.27
<i>Less</i> Payment received - thank you!	-\$467.35
Balance remaining from your last bill	\$62.92

This month's charges and credits

Gas charges - PSE&G	\$55.44
<i>Plus</i> Electric charges - PSE&G	\$257.04
<i>Plus</i> Gas supply charges - Constellation New	\$12.10
Energy - Gas Division	
This month's charges and credits	\$324.58 ✓

Total amount due by Oct 3, 2018 **\$387.50**

*SEE ATTACHED
BILL*

SUMMARY

Page 1 of 6

Account number 1301358002
Total amount due by Oct 3, 2018 \$387.50

Amount enclosed

324.58

*SEE ATTACHED
BILL*



PAY YOUR WAY, 24/7

We offer a variety of methods that make it easy to pay your bill. See reverse side for more information.

WILLINGBORO TWP
PUBLIC WRKS GAR #1
1 SALEM RD
WILLINGBORO NJ 08046-2853

PSE&G CO
PO BOX 14444
NEW BRUNSWICK NJ 08906-4444

1301358002 0000387509 00003875092

 ACCOUNT NUMBER 7340612505	 SERVICE ADDRESS INDUSTRIAL DR WILLINGBORO TWP NJ	 NEXT METER READING October 17, 2018
---	---	--

Details of your gas charges

Your rate: *General Service Gas Heating - GSG (HTG)*

Meter # Combined

Total meter usage	27.324
Converted to therms x 1.030	28.143
Total therms	28.143 therms

Meter	Aug 17	Jul 19	Difference	Constant	Multiplier	Usage
4338769	61	38	23		1.012	23.28
4436808	10	6	4		1.012	4.05

Delivery charges

Monthly service charge	\$12.03
Charges for delivering gas to you:	
28.143 therms x \$0.263298	\$7.41
Societal Benefits 28.143 therms x \$0.043705	\$1.23
<i>This charge recovers the cost of government mandated programs designed to achieve public policy goals, such as energy conservation.</i>	

Total gas delivery charges \$20.67

 **Total gas charges \$20.67**

Details of your electric charges

Your rate: *General Lighting & Power (GLP)*

Meter # 2892373	Usage In
Actual reading Aug 17, 2018	2705
Less Actual reading Jul 20, 2018	1442
Multiplier	0
Total kWh In	1,263

Meter # 2892373	Usage Out
Actual reading Aug 17, 2018	2823
Less Actual reading Jul 20, 2018	1442
Multiplier	0
Total kWh Out	658

Net Usage	605
Cumulative kWh	-723
Adjusted Net kWh	0

Price to compare

A history of PSE&G's monthly Basic Gas Supply Service (BGSS) prices are located on our website at www.pseg.com.

Your PoD ID is: PG000011429624747523 –
 Your PoD ID is your Point of Delivery identification within PSE&G's system.

BILLED DEMAND

Annual Demand kW	6.20
Summer Demand kW	5.50

MEASURED DEMAND

On-Peak kW	0.00
Off-Peak1 kW	0.00
Off-Peak2 kW	0.00
Demand kW	6.20

SUPPLY CAPACITY

Generation kW	7.110
Transmission kW	6.190



Details of your gas charges

Your rate: *General Service Gas Heating - GSG (HTG)*

Meter # 2462794

Actual reading Aug 17, 2018	71
Less Actual reading Jul 19, 2018	45
Difference	26

Converted to CCF x 1.012	26.312
Converted to therms x 1.030	27.101
Total gas you used in 29 days	27.101 therms

Delivery charges

Monthly service charge	\$12.03
Charges for delivering gas to you:	
27.101 therms x \$0.263459	\$7.14
Societal Benefits 27.101 therms x \$0.043541	\$1.18
Total gas delivery charges	\$20.35

Supply charges

Cost of gas supplied by PSE&G:	
27.101 therms x \$0.532084	\$14.42
Total gas supply charges	\$14.42



Total gas charges \$34.77



Details of your electric charges

Your rate: *General Lighting & Power (GLP)*

Meter # 2892300	Usage In
Actual reading Jun 19, 2018	725
Less Actual reading May 21, 2018	0
Multiplier	0
Total kWh In	725

Meter # 2892300	Usage Out
Actual reading Jun 19, 2018	739
Less Actual reading May 21, 2018	0
Multiplier	0
Total kWh Out	733

Net Usage	-8
Cumulative kWh	0
Adjusted Net kWh	0

Price to compare

A history of PSE&G's monthly Basic Gas Supply Service (BGSS) prices are located on our website at www.pseg.com.

Your PoD ID is: PG000009723239147523

BILLED DEMAND

Annual Demand kW	3.30
Summer Demand kW	3.20

MEASURED DEMAND

On-Peak kW	0.00
Off-Peak1 kW	0.00
Off-Peak2 kW	0.00
Demand kW	3.30

SUPPLY CAPACITY

Generation kW	2,870
Transmission kW	2,500



Past due reminder

Total amount due **\$387.50**
Please pay by **October 3, 2018**

Bill date: September 25, 2018

Your energy bill

Message Center

**** PAST DUE REMINDER ****

1-800-357-2262 (Mon-Fri, 7:30 AM - 8:00 PM)

Your bill for service is unpaid and past due. Payment of \$62.92 must be received by 10/3/2018 or your account may be removed from the PSE&G collective billing process. As a result, service on individual accounts may be discontinued. If service is discontinued, a reconnection fee of \$45.00 will be charged for each service that is shut off. Service may not be restored on the same day. Delinquent bills result in a poor PSE&G Credit Rating.

For the second year in a row, PSE&G has been named a **Most Trusted Brand by business customers**. This recognition is a testament to our commitment to continually improve the customer experience and earn customer trust. Thank you!

Summer storm season is here! Be safe. If there is loss of power: keep refrigerator and freezer doors closed, use caution with candles, and turn off lights and appliances to avoid overloading circuits once power is restored.

How to contact us

1-855-BIZ-PSEG (249-7734)

Customer service: 7am to 5:30pm Mon to Fri, Closed on weekends and holidays

Emergencies / outages: 24 hours daily

TTY for the hearing impaired: 1 800 225-0072

Visit pseg.com/myaccount to access your account anytime

Text us. Register for MyAlerts by texting **REG** to 4PSEG(47734)
> Text **OUT** to report an outage.

[facebook.com/pseg](https://www.facebook.com/pseg) twitter.com/psegdelivers

► **WILLINGBORO TWP
PUBLIC WRKS GAR #1**

ACCOUNT NUMBER
13 013 580 02

Your billing summary for 2 accounts

Balance remaining from your last bill

PSE&G balance from last bill	\$530.27
Less Payment received - <i>thank you!</i>	-\$467.35
Balance remaining from your last bill	\$62.92

This month's charges and credits

Gas charges - PSE&G	\$55.44
Plus Electric charges - PSE&G	\$257.04
Plus Gas supply charges - Constellation New Energy - Gas Division	\$12.10
This month's charges and credits	\$324.58

Total amount due by Oct 3, 2018 **\$387.50**

SUMMARY

Page 1 of 6

Account number 1301358002
Total amount due by Oct 3, 2018 \$387.50

Amount enclosed






PAY YOUR WAY, 24/7

We offer a variety of methods that make it easy to pay your bill. See reverse side for more information.

WILLINGBORO TWP
PUBLIC WRKS GAR #1
1 SALEM RD
WILLINGBORO NJ 08046-2853

PSE&G CO
PO BOX 14444
NEW BRUNSWICK NJ 08906-4444

1301358002 0000387509 00003875092

 ACCOUNT NUMBER 7340612505	 SERVICE ADDRESS INDUSTRIAL DR WILLINGBORO TWP NJ	 NEXT METER READING October 17, 2018
---	---	--

Details of your gas charges

Your rate: *General Service Gas Heating - GSG (HTG)*

Meter # Combined

Total meter usage	27.324
Converted to therms x 1.030	28.143
Total therms	28.143 therms

Meter	Aug 17	Jul 19	Difference	Constant	Multiplier	Usage
4338769	61	38	23		1.012	23.28
4436808	10	6	4		1.012	4.05

Delivery charges

Monthly service charge	\$12.03
Charges for delivering gas to you:	
28.143 therms x \$0.263298	\$7.41
Societal Benefits 28.143 therms x \$0.043705	\$1.23
<i>This charge recovers the cost of government mandated programs designed to achieve public policy goals, such as energy conservation.</i>	
Total gas delivery charges	\$20.67

 **Total gas charges** **\$20.67**

Details of your electric charges

Your rate: *General Lighting & Power (GLP)*

Meter # 2892373	Usage In
Actual reading Aug 17, 2018	2705
Less Actual reading Jul 20, 2018	1442
Multiplier	0
Total kWh In	1,263

Meter # 2892373	Usage Out
Actual reading Aug 17, 2018	2823
Less Actual reading Jul 20, 2018	1442
Multiplier	0
Total kWh Out	658

Net Usage	605
Cumulative kWh	-723
Adjusted Net kWh	0

Price to compare

A history of PSE&G's monthly Basic Gas Supply Service (BGSS) prices are located on our website at www.pseg.com.

Your PoD ID is: PG000011429624747523 –
Your PoD ID is your Point of Delivery identification within PSE&G's system.

BILLED DEMAND

Annual Demand kW	6.20
Summer Demand kW	5.50

MEASURED DEMAND

On-Peak kW	0.00
Off-Peak1 kW	0.00
Off-Peak2 kW	0.00
Demand kW	6.20

SUPPLY CAPACITY

Generation kW	7.110
Transmission kW	6.190



Details of your gas charges

Your rate: *General Service Gas Heating - GSG (HTG)*

Meter # 2462794

Actual reading Aug 17, 2018	71
<i>Less</i> Actual reading Jul 19, 2018	45
Difference	26

Converted to CCF x 1.012	26.312
Converted to therms x 1.030	27.101
Total gas you used in 29 days	27.101 therms

Delivery charges

Monthly service charge	\$12.03
Charges for delivering gas to you:	
27.101 therms x \$0.263459	\$7.14
Societal Benefits 27.101 therms x \$0.043541	\$1.18
Total gas delivery charges	\$20.35

Supply charges

Cost of gas supplied by PSE&G:	
27.101 therms x \$0.532084	\$14.42
Total gas supply charges	\$14.42

Total gas charges **\$34.77**



Details of your electric charges

Your rate: *General Lighting & Power (GLP)*

Meter # 2892300	Usage In
Actual reading Jun 19, 2018	725
<i>Less</i> Actual reading May 21, 2018	0
Multiplier	0
Total kWh In	725

Meter # 2892300	Usage Out
Actual reading Jun 19, 2018	739
<i>Less</i> Actual reading May 21, 2018	0
Multiplier	0
Total kWh Out	733

Net Usage	-8
Cumulative kWh	0
Adjusted Net kWh	0

Price to compare

A history of PSE&G's monthly Basic Gas Supply Service (BGSS) prices are located on our website at www.pseg.com.

Your PoD ID is: PG000009723239147523

BILLED DEMAND

Annual Demand kW	3.30
Summer Demand kW	3.20

MEASURED DEMAND

On-Peak kW	0.00
Off-Peak1 kW	0.00
Off-Peak2 kW	0.00
Demand kW	3.30

SUPPLY CAPACITY

Generation kW	2.870
Transmission kW	2.500



Past due reminder

Total amount due

\$188.13

Please pay by

October 10, 2018

Your energy bill

Bill date: September 25, 2018

Message Center

** PAST DUE REMINDER **

1-800-357-2262 (Mon-Fri, 7:30 AM - 8:00 PM)

Your bill for service is unpaid and past due. Payment of \$124.27 must be received by 10/10/2018 or your account may be removed from the PSE&G collective billing process. As a result, service on individual accounts may be discontinued. If service is discontinued, a reconnection fee of \$45.00 will be charged for each service that is shut off. Service may not be restored on the same day. Delinquent bills result in a poor PSE&G Credit Rating.

Take back your desk! Go paperless! Instead of receiving a paper bill each month, you get a monthly email showing your bill amount and due date, with the ability to view or print your current and past bills. To sign up, log in to My Account at pseg.com, and select "Paperless Billing."

Stay connected during hurricane season! Visit pseg.com/outagecenter to report an outage, view our outage map and access important safety information to help you before, during and after a storm.

How to contact us

1-855-BIZ-PSEG (249-7734)

Customer service: 7am to 5:30pm Mon to Fri, Closed on weekends and holidays

Emergencies / outages: 24 hours daily

TTY for the hearing impaired 1 800 225-0072

Visit pseg.com/myaccount to access your account anytime

Text us. Register for MyAlerts by texting **REG** to 4PSEG(47734)
> Text **OUT** to report an outage.

[facebook.com/pseg](https://www.facebook.com/pseg)

twitter.com/psegdelivers

► **WILLINGBORO P.A.L.
WILLINGBORO TWP**

ACCOUNT NUMBER
13 012 069 03

Your billing summary for 3 accounts

Balance remaining from your last bill

PSE&G balance from last bill	\$124.27
Balance remaining from your last bill	\$124.27

This month's charges and credits




Gas charges - PSE&G	\$12.03
Plus Electric charges - PSE&G	\$13.94
Plus Unmetered charges - PSE&G	\$37.89
Plus Gas supply charges - Constellation New Energy - Gas Division	\$0.00
This month's charges and credits	\$63.86

Total amount due by Oct 10, 2018 **\$188.13**

\$ 263.86

SUMMARY

Page 1 of 5

 ACCOUNT NUMBER 7340758909	 SERVICE ADDRESS BEVERLY RANCOCAS RD WILLINGBORO TWP NJ	 NEXT METER READING October 17, 2018
---	---	--



Details of your electric charges

Your rate: *General Lighting & Power (GLP)*

Meter # 626086491

Actual reading Sep 18, 2018	0
<i>Less</i> Actual reading Aug 17, 2018	0
Total electric you used in 32 days	0 kWh

SUPPLY CAPACITY

Generation kW	0.001
Transmission kW	0.001

Delivery charges

Monthly service charge	\$4.22
Total electric delivery charges	\$4.22

Supply charges

BGS Capacity		
Generation	0.001 kW x \$10.000000	\$0.01
Total electric supply charges		\$0.01




Total electric charges **\$4.23**

Price to compare

If you want to consider getting your electric supply from another supplier, you can compare their price with ours. This month, your cost for energy supply is \$0.01. This *price to compare* varies from month to month, depending on your usage.

Your PoD ID is: PE000010940411144636 -
 Your PoD ID is your Point of Delivery identification within PSE&G's system. You will need this number if you are considering enrolling with another supplier.

 ACCOUNT NUMBER 7340759018	 SERVICE ADDRESS BEVERLY RANCOCAS RD WILLINGBORO TWP NJ	 NEXT METER READING October 17, 2018
---	---	--



Details of your electric charges

Your rate: *General Lighting & Power (GLP)*

Meter # 1703135

Actual reading Sep 18, 2018	4489
<i>Less</i> Actual reading Aug 17, 2018	4489
Difference	0
Meter multiplier	6
Total kWh	0

Delivery charges

Monthly service charge	\$4.22
Total electric delivery charges	\$4.22

Supply charges

BGS Capacity		
Generation	0.390 kW x \$5.512821	\$2.15
Transmission	0.339 kW x \$9.852507	\$3.34
Total electric supply charges		\$5.49



Total electric charges \$9.71

Gas supply charges - Constellation New Energy - Gas Division

Through the CHOICE Program, you have chosen to purchase gas from Constellation New Energy - Gas Division. If you have any questions about the gas supply charges below, please contact them directly at (855) 465-1244.

Adjustments	\$0.00
Current charges	\$0.00

Total - Constellation New Energy - Gas Division Charges \$0.00

SUPPLY CAPACITY

Generation kW	0.390
Transmission kW	0.339

Price to compare

If you want to consider getting your electric supply from another supplier, you can compare their price with ours. This month, your cost for energy supply is \$5.49. This *price to compare* varies from month to month, depending on your usage.

Your PoD ID is: PE000009480181814840



PSE&G

We make things work for you.

Past due reminder

Total amount due

\$1,609.20

Please pay by

October 9, 2018

Your energy bill

Bill date: September 24, 2018

Message Center

**** PAST DUE REMINDER ****

1-800-357-2262 (Mon-Fri, 7:30 AM - 8:00 PM)

Your bill for service is unpaid and past due. Payment of \$696.69 must be received by 10/9/2018 or your account may be removed from the PSE&G collective billing process. As a result, service on individual accounts may be discontinued. If service is discontinued, a reconnection fee of \$45.00 will be charged for each service that is shut off. Service may not be restored on the same day. Delinquent bills result in a poor PSE&G Credit Rating.

Take back your desk! Go paperless! Instead of receiving a paper bill each month, you get a monthly email showing your bill amount and due date, with the ability to view or print your current and past bills. To sign up, log in to My Account at pseg.com, and select "Paperless Billing."

Stay connected during hurricane season! Visit pseg.com/outagecenter to report an outage, view our outage map and access important safety information to help you before, during and after a storm.

How to contact us

- 1-855-BIZ-PSEG (249-7734)**
Customer service: 7am to 5:30pm Mon to Fri, Closed on weekends and holidays
Emergencies / outages: 24 hours daily
TTY for the hearing impaired 1 800 225-0072
- Visit pseg.com/myaccount to access your account anytime
- Text us. Register for MyAlerts by texting **REG** to 4PSEG(47734)
> Text **OUT** to report an outage.
- facebook.com/pseg twitter.com/psegdelivers

▶ **WILLINGBORO FIRE CO**
WILLINGBORO FIRE

ACCOUNT NUMBER
13 012 070 04

Your billing summary for 4 accounts

Balance remaining from your last bill




PSE&G balance from last bill	\$1,527.23
Less Payment received September 13, 2018 - <i>thank you!</i>	-\$830.54
Balance remaining from your last bill	\$696.69

This month's charges and credits

Gas charges - PSE&G	\$23.34
Plus Electric charges - PSE&G	\$826.74
Plus Unmetered charges - PSE&G	\$62.43
This month's charges and credits	\$912.51

Total amount due by Oct 9, 2018 **\$1,609.20**

\$ 912.51

 ACCOUNT NUMBER 7340759301	 SERVICE ADDRESS CHARLESTON RD & JOHN F KENNEDY WAY WILLINGBORO TWP NJ	 NEXT METER READING October 17, 2018
---	--	---

Details of your electric charges

Your rate: *General Lighting & Power (GLP)*

Meter # 626022860

Actual reading Sep 18, 2018	1226
<i>Less</i> Actual reading Aug 17, 2018	1086
Difference	140
Meter multiplier	6
Total kWh	840

BILLED DEMAND

Annual Demand kW	16.80
Summer Demand kW	16.80

MEASURED DEMAND

Demand kW	16.80
-----------	-------

SUPPLY CAPACITY

Generation kW	0.001
Transmission kW	0.001

Delivery charges

Monthly service charge		\$4.22
Charges for delivering electric to you:		
Annual Demand	16.800 kW x \$2.164881	\$36.37
	<i>The highest Measured Demand in any time period in the current month.</i>	
Summer Demand	16.800 kW x \$4.017857	\$67.50
	<i>The Measured Demand (excluding off-peak) in each billing month of June through September.</i>	
kWh charges		
For the first	366 kWh x \$0.011284	\$4.13
For the next	474 kWh x \$0.011287	\$5.35
Societal Benefits	840 kWh x \$0.007869	\$6.61
	<i>This charge recovers the cost of government mandated programs designed to achieve public policy goals, such as energy conservation.</i>	
Total electric delivery charges		\$124.18

Price to compare



If you want to consider getting your electric supply from another supplier, you can compare their price with ours. This month, your cost for energy supply is \$41.17. This *price to compare* varies from month to month, depending on your usage.

Your PoD ID is: PE000008993447544564 -
 Your PoD ID is your Point of Delivery identification within PSE&G's system. You will need this number if you are considering enrolling with another supplier.

Supply charges

BGS Capacity		
Generation	0.001 kW x \$10.000000	\$0.01
Cost of electric supplied by PSE&G:		
Charges		
For the first	366 kWh x \$0.051066	\$18.69
For the next	474 kWh x \$0.047405	\$22.47
Total electric supply charges		\$41.17

 **Total electric charges** **\$165.35**

 ACCOUNT NUMBER 7340759409	 SERVICE ADDRESS SUNSET RD WILLINGBORO TWP NJ	 NEXT METER READING October 22, 2018
---	---	---

Supply charges

Cost of gas supplied by PSE&G:	13.564 therms x \$0.526393	\$7.14
Total gas supply charges		\$7.14

 **Total gas charges** **\$23.34**



Details of your electric charges

Your rate: *General Lighting & Power (GLP)*

Meter # 1588465

Actual reading Sep 6, 2018	7601	
<i>Less</i> Actual reading Aug 7, 2018	7567	
Difference	34	
Meter multiplier	6	
Total kWh	204	

Delivery charges

Monthly service charge		\$4.22
Charges for delivering electric to you:		
Annual Demand	2.800 kW x \$2.164286	\$6.06
Summer Demand	2.800 kW x \$4.017857	\$11.25
kWh charges		
For the first	162 kWh x \$0.011296	\$1.83
For the next	42 kWh x \$0.011190	\$0.47
Societal Benefits	204 kWh x \$0.007892	\$1.61
Total electric delivery charges		\$25.44

Supply charges

BGS Capacity		
Generation	45.231 kW x \$5.504853	\$248.99
Transmission	39.396 kW x \$9.561884	\$376.70
Cost of electric supplied by PSE&G:		
Charges		
For the first	162 kWh x \$0.051049	\$8.27
For the next	42 kWh x \$0.047381	\$1.99
Total electric supply charges		\$635.95

 **Total electric charges** **\$661.39**

BILLED DEMAND

Annual Demand kW	2.80
Summer Demand kW	2.80

MEASURED DEMAND

Demand kW	2.80
-----------	------

SUPPLY CAPACITY

Generation kW	45.231
Transmission kW	39.396

Price to compare

If you want to consider getting your electric supply from another supplier, you can compare their price with ours. This month, your cost for energy supply is \$635.95. This *price to compare* varies from month to month, depending on your usage.

Your PoD ID is: PE000010856749644554



PSEG

We make things work for you.

Past due reminder
Total amount due **\$2,625.42**
Please pay by **October 9, 2018**

Bill date: September 24, 2018

Your energy bill

Message Center

**** PAST DUE REMINDER ****

1-800-357-2262 (Mon-Fri, 7:30 AM - 8:00 PM)

Your bill for service is unpaid and past due. Payment of \$1,285.40 must be received by 10/9/2018 or your account may be removed from the PSE&G collective billing process. As a result, service on individual accounts may be discontinued. If service is discontinued, a reconnection fee of \$45.00 will be charged for each service that is shut off. Service may not be restored on the same day. Delinquent bills result in a poor PSE&G Credit Rating.

Take back your desk! Go paperless! Instead of receiving a paper bill each month, you get a monthly email showing your bill amount and due date, with the ability to view or print your current and past bills. To sign up, log in to My Account at pseg.com, and select "Paperless Billing."

Stay connected during hurricane season! Visit pseg.com/outagecenter to report an outage, view our outage map and access important safety information to help you before, during and after a storm.

How to contact us

1-855-BIZ-PSEG (249-7734)

Customer service: 7am to 5:30pm Mon to Fri, Closed on weekends and holidays

Emergencies / outages: 24 hours daily

TTY for the hearing impaired 1 800 225-0072

Visit pseg.com/myaccount to access your account anytime

Text us. Register for MyAlerts by texting **REG** to 4PSEG(47734)
> Text **OUT** to report an outage.

facebook.com/pseg

twitter.com/psegdelivers

► **WILLINGBORO TWP**
ATTN FINANCE DEPT.

ACCOUNT NUMBER
13 012 068 06

Your billing summary for 3 accounts

Balance remaining from your last bill




PSE&G balance from last bill	\$3,767.65
Less Payment received - thank you!	-\$2,482.25
Balance remaining from your last bill	\$1,285.40

This month's charges and credits

Gas charges - PSE&G	\$21.24
Plus Electric charges - PSE&G	\$1,298.50
Plus Unmetered charges - PSE&G	\$20.28
This month's charges and credits	\$1,340.02

Total amount due by Oct 9, 2018 **\$2,625.42**

\$ 1340.02

 ACCOUNT NUMBER 7340758305	 SERVICE ADDRESS 300 BEVERLY RANOCAS RD PAVILION WILLINGBORO TWP NJ	 NEXT METER READING October 17, 2018
---	---	---

 **Details of your electric charges**

Your rate: *General Lighting & Power (GLP)*

Meter # 626105075

Actual reading Sep 18, 2018	0
<i>Less</i> Actual reading Aug 17, 2018	0
Total electric you used in 32 days	0 kWh

SUPPLY CAPACITY

Generation kW	0.228
Transmission kW	0.199

Delivery charges

Monthly service charge	\$4.22
Total electric delivery charges	\$4.22

Supply charges




BGS Capacity		
Generation	0.228 kW x \$5.526316	\$1.26
Transmission	0.199 kW x \$9.899497	\$1.97
Total electric supply charges		\$3.23

 **Total electric charges** **\$7.45**

Price to compare

If you want to consider getting your electric supply from another supplier, you can compare their price with ours. This month, your cost for energy supply is \$3.23. This *price to compare* varies from month to month, depending on your usage.

Your PoD ID is: PE000011429494547719 -
 Your PoD ID is your Point of Delivery identification within PSE&G's system. You will need this number if you are considering enrolling with another supplier.

 ACCOUNT NUMBER 7340758402	 SERVICE ADDRESS HARRISON DR WILLINGBORO TWP NJ	 NEXT METER READING October 11, 2018
---	---	---

 **Details of your electric charges**

Your rate: *General Lighting & Power (GLP)*

Meter # 126530303

Actual reading Sep 11, 2018	29478
<i>Less</i> Actual reading Aug 10, 2018	28810
Total electric you used in 32 days	668 kWh

BILLED DEMAND

Annual Demand kW	13.40
Summer Demand kW	13.40

MEASURED DEMAND

Demand kW	13.40
-----------	-------

SUPPLY CAPACITY

Generation kW	0.166
Transmission kW	0.145

 **ACCOUNT NUMBER**
 7340758518

 **SERVICE ADDRESS**
 25 INDUSTRIAL DR
 WILLINGBORO TWP NJ

 **NEXT METER READING** October 17, 2018

Details of your gas charges

Your rate: *General Service Gas Heating - GSG (HTG)*

Meter # 3567522

Actual reading Sep 18, 2018	56822
<i>Less</i> Actual reading Aug 17, 2018	56812
Difference	10

Converted to CCF x 1.068	10.682
Converted to therms x 1.032	11.024
Total gas you used in 32 days	11.024 therms

Delivery charges

Monthly service charge	\$12.03
Charges for delivering gas to you:	
For the First: 4.410 therms x \$0.263039	\$1.16
For the Next: 6.614 therms x \$0.263078	\$1.74
Societal Benefits 11.024 therms x \$0.043541	\$0.48
Total gas delivery charges	\$15.41

Supply charges

Cost of gas supplied by PSE&G:	
11.024 therms x \$0.528846	\$5.83
Total gas supply charges	\$5.83

 **Total gas charges** **\$21.24**

Details of your electric charges

Your rate: *General Lighting & Power (GLP)*

Meter # 9206486	<i>Usage In</i>
Actual reading Sep 18, 2018	592
<i>Less</i> Actual reading Aug 18, 2018	432
Multiplier	40
Total kWh In	6,406

Meter # 9206486	<i>Usage Out</i>
Actual reading Sep 18, 2018	103
<i>Less</i> Actual reading Aug 18, 2018	84
Multiplier	40
Total kWh Out	748

Net Usage	5,658
Cumulative kWh	0
Adjusted Net kWh	5,658

Price to compare

A history of PSE&G's monthly Basic Gas Supply Service (BGSS) prices are located on our website at www.pseg.com.

Your PoD ID is: PG000011883963844655

BILLED DEMAND

Annual Demand kW	45.20
Summer Demand kW	41.60

MEASURED DEMAND

On-Peak kW	0.00
Off-Peak1 kW	0.00
Off-Peak2 kW	0.00
Demand kW	22.60

SUPPLY CAPACITY

Generation kW	35.560
Transmission kW	30.970



PSE&G

We make things work for you.

Past due reminder

Total amount due

\$471.84

Please pay by

October 15, 2018

Your energy bill

Bill date: September 28, 2018

Message Center

** PAST DUE REMINDER **

1-800-357-2262 (Mon-Fri, 7:30 AM - 8:00 PM)

Your bill for service is unpaid and past due. Payment of \$229.31 must be received by 10/15/2018 or your account may be removed from the PSE&G collective billing process. As a result, service on individual accounts may be discontinued. If service is discontinued, a reconnection fee of \$45.00 will be charged for each service that is shut off. Service may not be restored on the same day. Delinquent bills result in a poor PSE&G Credit Rating.

Take back your desk! Go paperless! Instead of receiving a paper bill each month, you get a monthly email showing your bill amount and due date, with the ability to view or print your current and past bills. To sign up, log in to My Account at pseg.com, and select "Paperless Billing."

Stay connected during hurricane season! Visit pseg.com/outagecenter to report an outage, view our outage map and access important safety information to help you before, during and after a storm.

How to contact us

1-855-BIZ-PSEG (249-7734)

Customer service: 7am to 5:30pm Mon to Fri, Closed on weekends and holidays

Emergencies / outages: 24 hours daily

TTY for the hearing impaired: 1 800 225-0072

Visit pseg.com/myaccount to access your account anytime

Text us. Register for MyAlerts by texting **REG** to 4PSEG(47734)
> Text **OUT** to report an outage.

facebook.com/pseg

twitter.com/psegdelivers

► **WILLINGBORO TWP
POLICE**

ACCOUNT NUMBER
13 013 577 07

Your billing summary for 5 accounts

Balance remaining from your last bill

PSE&G balance from last bill	\$481.53
Less Payment received September 13, 2018 - <i>thank you!</i>	-\$252.22
Balance remaining from your last bill	\$229.31

This month's charges and credits




Gas charges - PSE&G	\$34.18
Plus Electric charges - PSE&G	\$177.32
Plus Gas supply charges - Constellation New Energy - Gas Division	\$31.03
This month's charges and credits	\$242.53 ✓

Total amount due by Oct 15, 2018 **\$471.84**

\$242.53

SUMMARY

Page 1 of 6

 ACCOUNT NUMBER 7340609806	 SERVICE ADDRESS LEVITT PKY P1839 WILLINGBORO TWP NJ	 NEXT METER READING October 22, 2018
---	--	--



Details of your electric charges

Your rate: *General Lighting & Power (GLP)*

Meter # 626028616

Actual reading Sep 21, 2018	7127
Less Actual reading Aug 22, 2018	7093
Difference	34
Meter multiplier	6
Total kWh	204

BILLED DEMAND

Annual Demand kW	0.60
Summer Demand kW	0.60

SUPPLY CAPACITY

Generation kW	0.305
Transmission kW	0.266

Delivery charges

Monthly service charge		\$4.22
Charges for delivering electric to you:		
Annual Demand	0.600 kW x \$2.166667	\$1.30
	<i>The highest Measured Demand in any time period in the current month.</i>	
Summer Demand	0.600 kW x \$4.016667	\$2.41
	<i>The Measured Demand (excluding off-peak) in each billing month of June through September.</i>	
kWh charges		
For the first	60 kWh x \$0.011333	\$0.68
For the next	144 kWh x \$0.011319	\$1.63
Societal Benefits	204 kWh x \$0.007892	\$1.61
	<i>This charge recovers the cost of government mandated programs designed to achieve public policy goals, such as energy conservation.</i>	
Total electric delivery charges		\$11.85

Price to compare

If you want to consider getting your electric supply from another supplier, you can compare their price with ours. This month, your cost for energy supply is \$14.23. This *price to compare* varies from month to month, depending on your usage.

Your PoD ID is: PE000011708330347671 -
 Your PoD ID is your Point of Delivery identification within PSE&G's system. You will need this number if you are considering enrolling with another supplier.

Supply charges

BGS Capacity		
Generation	0.305 kW x \$5.508197	\$1.68
Transmission	0.266 kW x \$10.000000	\$2.66
Cost of electric supplied by PSE&G:		
Charges		
For the first	60 kWh x \$0.051000	\$3.06
For the next	144 kWh x \$0.047431	\$6.83
Total electric supply charges		\$14.23



Total electric charges \$26.08

 ACCOUNT NUMBER 7340609903	 SERVICE ADDRESS VAN SCIVER PKY TS WILLINGBORO TWP NJ	 NEXT METER READING October 10, 2018
---	---	--

Supply charges

BGS Capacity		
Generation	0.001 kW x \$10.000000	\$0.01
Total electric supply charges		\$0.01

 **Total electric charges** **\$4.23**

Price to compare

If you want to consider getting your electric supply from another supplier, you can compare their price with ours. This month, your cost for energy supply is \$0.01. This *price to compare* varies from month to month, depending on your usage.

Your PoD ID is: PE000010731637447671

 **ACCOUNT NUMBER**
7340610103

 **SERVICE ADDRESS**
1 SALEM RD
WILLINGBORO TWP NJ

 **NEXT METER READING** October 22, 2018

Details of your electric charges

Your rate: *General Lighting & Power (GLP)*

Meter # 226002109

Actual reading Sep 21, 2018	2913
<i>Less</i> Actual reading Aug 22, 2018	2767
Difference	146
Meter multiplier	6
Total kWh	876

BILLED DEMAND

Annual Demand kW	4.80
Summer Demand kW	4.80

MEASURED DEMAND

Demand kW	4.80
-----------	------

SUPPLY CAPACITY

Generation kW	1.171
Transmission kW	1.020

Delivery charges

Monthly service charge		\$4.22
Charges for delivering electric to you:		
Annual Demand	4.800 kW x \$2.166667	\$10.40
Summer Demand	4.800 kW x \$4.016667	\$19.28
kWh charges		
For the first	258 kWh x \$0.011279	\$2.91
For the next	618 kWh x \$0.011294	\$6.98
Societal Benefits	876 kWh x \$0.007877	\$6.90
Total electric delivery charges		\$50.69


Price to compare

If you want to consider getting your electric supply from another supplier, you can compare their price with ours. This month, your cost for energy supply is \$59.08. This *price to compare* varies from month to month, depending on your usage.

Your PoD ID is: PE000009514987847671

Supply charges

BGS Capacity		
Generation	1.171 kW x \$5.508113	\$6.45
Transmission	1.020 kW x \$9.970588	\$10.17
Cost of electric supplied by PSE&G:		
Charges		
For the first	258 kWh x \$0.051047	\$13.17
For the next	618 kWh x \$0.047395	\$29.29
Total electric supply charges		\$59.08

 **Total electric charges** **\$109.77**

 **ACCOUNT NUMBER**
7340610200

 **SERVICE ADDRESS**
1 SALEM RD
WILLINGBORO TWP NJ

 **NEXT METER READING** October 22, 2018