

Past due reminder

Total amount due

\$35,571.16

Please pay by

October 15, 2018

Bill date: September 28, 2018

Your energy bill

Message Center

**** PAST DUE REMINDER ****

1-800-357-2262 (Mon-Fri, 7:30 AM - 8:00 PM)

Your bill for service is unpaid and past due. Payment of \$21,745.11 must be received by 10/15/2018 or your account may be removed from the PSE&G collective billing process. As a result, service on individual accounts may be discontinued. If service is discontinued, a reconnection fee of \$45.00 will be charged for each service that is shut off. Service may not be restored on the same day. Delinquent bills result in a poor PSE&G Credit Rating.

Take back your desk! Go paperless! Instead of receiving a paper bill each month, you get a monthly email showing your bill amount and due date, with the ability to view or print your current and past bills. To sign up, log in to My Account at pseg.com, and select "Paperless Billing."

Stay connected during hurricane season! Visit pseg.com/outagecenter to report an outage, view our outage map and access important safety information to help you before, during and after a storm.

How to contact us

1-855-BIZ-PSEG (249-7734)

Customer service: 7am to 5:30pm Mon to Fri, Closed on weekends and holidays

Emergencies / outages: 24 hours daily

TTY for the hearing impaired 1 800 225-0072

Visit pseg.com/myaccount to access your account anytime

Text us. Register for MyAlerts by texting **REG** to 4PSEG(47734)
> Text **OUT** to report an outage.

 facebook.com/pseg

 twitter.com/psegdelivers

WILLINGBORO TWP RECREATION

ACCOUNT NUMBER
13 013 578 04

Your billing summary for 9 accounts

Balance remaining from your last bill

PSE&G balance from last bill	\$44,071.46
Less Payment received - <i>thank you!</i>	-\$12,064.37
Balance remaining from your last bill	\$32,007.09

This month's charges and credits

Gas charges - PSE&G	\$145.27
Plus Electric charges - PSE&G	\$13,650.88
Plus Gas supply charges - Constellation New Energy - Gas Division	\$29.90
Plus Other PSE&G Credits and Charges	-\$10,261.98
This month's charges and credits	\$3,564.07

Total amount due by Oct 15, 2018 **\$35,571.16**

\$ 3816.30

Supply charges

Cost of gas supplied by PSE&G:

8.322 therms x \$0.529921 \$4.41

Total gas supply charges \$4.41

 **Total gas charges \$111.89**



Details of your electric charges

Your rate: *Large Power & Lighting Secondary (LPLS)*

Meter # 9206375	Usage In
Reading Sep 21, 2018	
Actual On-peak	851
Actual Off-Peak1	
Actual Off-Peak2	
Reading Aug 23, 2018	
Actual On-peak	588
Actual Off-Peak1	
Actual Off-Peak2	
Multiplier	240
On-peak kWh In	13,088
Off-peak kWh In	5,658
Total kWh In	63,221

Meter # 9206375	Usage Out
Reading Sep 21, 2018	
Actual On-peak	365
Actual Off-Peak1	
Actual Off-Peak2	
Reading Aug 23, 2018	
Actual On-peak	287
Actual Off-Peak1	
Actual Off-Peak2	
Multiplier	240
On-peak kWh Out	13,088
Off-peak kWh Out	5,658
Total kWh Out	18,746

Net Usage	44,475
On-peak kWh	11,965
Off-peak kWh	32,510.00

BILLED DEMAND

Annual Demand kW 509.40

MEASURED DEMAND

On-Peak kW 254.70

Off-Peak1 kW 0.00

Off-Peak2 kW 195.90

SUPPLY CAPACITY

Generation kW 305.510

Transmission kW 276.130

Price to compare

If you want to consider getting your electric supply from another supplier, you can compare their price with ours. This month, your cost for energy supply is \$6,159.13. This *price to compare* varies from month to month, depending on your usage.


Your PoD ID is: PE000011464248145004

Gas supply charges - Constellation New Energy - Gas Division

Through the CHOICE Program, you have chosen to purchase gas from Constellation New Energy - Gas Division. If you have any questions about the gas supply charges below, please contact them directly at (855) 465-1244.

Adjustments	\$0.00
Current charges	\$29.90

 **Total - Constellation New Energy - Gas Division Charges** **\$29.90**

 **ACCOUNT NUMBER**
7340610405

 **SERVICE ADDRESS**
BEVERLY RANCOCAS RD
WILLINGBORO TWP NJ

 **NEXT METER READING** October 17, 2018

Details of your electric charges

Your rate: *General Lighting & Power (GLP)*

Meter # 12703779

Actual reading Sep 18, 2018	1824
<i>Less</i> Actual reading Aug 17, 2018	1738
Total electric you used in 32 days	86 kWh

BILLED DEMAND

Annual Demand kW	0.40
Summer Demand kW	0.40

SUPPLY CAPACITY


Generation kW	0.305
Transmission kW	0.266

Delivery charges

Monthly service charge		\$4.22
Charges for delivering electric to you:		
Annual Demand	0.400 kW x \$2.175000	\$0.87
Summer Demand	0.400 kW x \$4.000000	\$1.60
kWh charges		
For the first	37 kWh x \$0.011351	\$0.42
For the next	49 kWh x \$0.011224	\$0.55
Societal Benefits	86 kWh x \$0.007907	\$0.68
Total electric delivery charges		\$8.34

Supply charges

BGS Capacity		
Generation	0.305 kW x \$5.508197	\$1.68
Transmission	0.265 kW x \$9.886792	\$2.62
Cost of electric supplied by PSE&G:		
Charges		
For the first	37 kWh x \$0.051081	\$1.89
For the next	49 kWh x \$0.047347	\$2.32
Total electric supply charges		\$8.51

 **Total electric charges** **\$16.85**

Price to compare


If you want to consider getting your electric supply from another supplier, you can compare their price with ours. This month, your cost for energy supply is \$8.51. This *price to compare* varies from month to month, depending on your usage.

Your PoD ID is: PE000011429618945004

Other charges and credits continued

Elec Billing From Dec 21, 2017 Cancelled	Sep 18, 2018	-\$712.73
Elec Billing From Mar 23, 2018 Cancelled	Sep 18, 2018	-\$769.85
Elec Billing From Feb 22, 2018 Cancelled	Sep 18, 2018	-\$732.49
Elec Billing From Jun 22, 2018 Cancelled	Sep 18, 2018	-\$989.87
Account Maintenance	Sep 18, 2018	\$1,502.34
Account Maintenance	Sep 18, 2018	\$817.76
Account Maintenance	Sep 18, 2018	\$1,419.77
Account Maintenance	Sep 18, 2018	\$2,125.12
Account Maintenance	Sep 18, 2018	\$709.75
Account Maintenance	Sep 18, 2018	\$1,726.42

Total other charges and credits **\$1,960.82 CR**

 ACCOUNT NUMBER 7340610618	 SERVICE ADDRESS CHARLESTON RD & LEVITT WILLINGBORO TWP NJ	 NEXT METER READING October 17, 2018
---	--	--



Details of your electric charges

Your rate: *General Lighting & Power (GLP)*

Meter # 626028624

Actual reading Sep 18, 2018	10744
<i>Less</i> Actual reading Aug 17, 2018	10686
Difference	58
Meter multiplier	6
Total kWh	348

BILLED DEMAND

Annual Demand kW	0.80
Summer Demand kW	0.80

SUPPLY CAPACITY

Generation kW	0.406
Transmission kW	0.354

Delivery charges

Monthly service charge		\$4.22
Charges for delivering electric to you:		
Annual Demand	0.800 kW x \$2.175000	\$1.74
Summer Demand	0.800 kW x \$4.025000	\$3.22
kWh charges		
For the first	150 kWh x \$0.011267	\$1.69
For the next	198 kWh x \$0.011313	\$2.24
Societal Benefits	348 kWh x \$0.007874	\$2.74
Total electric delivery charges		\$15.85

Price to compare

If you want to consider getting your electric supply from another supplier, you can compare their price with ours. This month, your cost for energy supply is \$22.75. This *price to compare* varies from month to month, depending on your usage.

Your PoD ID is: PE000010210078145004



Details of your electric charges

Your rate: *General Lighting & Power (GLP)*

Meter # 136065448

Actual reading Sep 21, 2018	17216	
<i>Less</i> Actual reading Aug 22, 2018	17023	
Total electric you used in 30 days	193	kWh

Delivery charges

Monthly service charge		\$4.22
Charges for delivering electric to you:		
Annual Demand	3.800 kW x \$2.165789	\$8.23
Summer Demand	3.800 kW x \$4.018421	\$15.27
kWh charges		
For the first	57 kWh x \$0.011228	\$0.64
For the next	136 kWh x \$0.011324	\$1.54
Societal Benefits	193 kWh x \$0.007876	\$1.52
Total electric delivery charges		\$31.42

Supply charges

BGS Capacity		
Generation	2.169 kW x \$5.504841	\$11.94
Transmission	1.890 kW x \$9.962963	\$18.83
Cost of electric supplied by PSE&G:		
Charges		
For the first	57 kWh x \$0.051053	\$2.91
For the next	136 kWh x \$0.047426	\$6.45
Total electric supply charges		\$40.13



Total electric charges \$71.55

BILLED DEMAND

Annual Demand kW	3.80
Summer Demand kW	3.80

MEASURED DEMAND

Demand kW	3.80
-----------	------

SUPPLY CAPACITY

Generation kW	2.169
Transmission kW	1.889

Price to compare

If you want to consider getting your electric supply from another supplier, you can compare their price with ours. This month, your cost for energy supply is \$40.13. This *price to compare* varies from month to month, depending on your usage.

Your PoD ID is: PE000009514989445004

ACCOUNT NUMBER
7340610901

SERVICE ADDRESS
BEVERLY RANCOCAS RD
WILLINGBORO TWP NJ

NEXT METER READING October 17, 2018



Details of your electric charges

Your rate: *General Lighting & Power (GLP)*

Meter # 59487448

Actual reading Sep 18, 2018	88585	
<i>Less</i> Actual reading Aug 17, 2018	88585	
Total electric you used in 32 days	0	kWh

Delivery charges

Monthly service charge	\$4.22
Total electric delivery charges	\$4.22

SUPPLY CAPACITY

Generation kW	0.001
Transmission kW	0.001

Delivery charges

Monthly service charge		\$4.22
Charges for delivering electric to you:		
Annual Demand	106.800 kW x \$2.164607	\$231.18
Summer Demand	106.800 kW x \$4.017509	\$429.07
kWh charges		
For the first	340 kWh x \$0.011294	\$3.84
For the next	460 kWh x \$0.011283	\$5.19
Societal Benefits	800 kWh x \$0.007875	\$6.30
Total electric delivery charges		\$679.80

Supply charges

BGS Capacity		
Generation	50.583 kW x \$5.504814	\$278.45
Transmission	44.058 kW x \$9.859503	\$434.39
Cost of electric supplied by PSE&G:		
Charges		
For the first	340 kWh x \$0.051059	\$17.36
For the next	460 kWh x \$0.047391	\$21.80
Total electric supply charges		\$752.00

 **Total electric charges** **\$1,431.80**

Price to compare

If you want to consider getting your electric supply from another supplier, you can compare their price with ours. This month, your cost for energy supply is \$752.00. This *price to compare* varies from month to month, depending on your usage.

Your PoD ID is: PE000011429631245004

Past due reminder
 Total amount due **\$41,902.50**
 Please pay by **October 9, 2018**

Bill date: September 24, 2018

Your energy bill

Message Center

**** PAST DUE REMINDER ****

1-800-357-2262 (Mon-Fri, 7:30 AM - 8:00 PM)

Your bill for service is unpaid and past due. Payment of \$41,397.42 must be received by 10/9/2018 or your account may be removed from the PSE&G collective billing process. As a result, service on individual accounts may be discontinued. If service is discontinued, a reconnection fee of \$45.00 will be charged for each service that is shut off. Service may not be restored on the same day. Delinquent bills result in a poor PSE&G Credit Rating.

Take back your desk! Go paperless! Instead of receiving a paper bill each month, you get a monthly email showing your bill amount and due date, with the ability to view or print your current and past bills. To sign up, log in to My Account at pseg.com, and select "Paperless Billing."

Stay connected during hurricane season! Visit pseg.com/outagecenter to report an outage, view our outage map and access important safety information to help you before, during and after a storm.

How to contact us

1-855-BIZ-PSEG (249-7734)

Customer service: 7am to 5:30pm Mon to Fri, Closed on weekends and holidays

Emergencies / outages: 24 hours daily

TTY for the hearing impaired: 1 800 225-0072

Visit pseg.com/myaccount to access your account anytime

Text us. Register for MyAlerts by texting **REG** to 4PSEG(47734)
 > Text **OUT** to report an outage.

 facebook.com/pseg

 twitter.com/psegdelivers

► **WILLINGBORO TOWNSHIP**
WILLINGBORO TWP

ACCOUNT NUMBER
13 013 579 01

Your billing summary for 9 accounts

Balance remaining from your last bill

PSE&G balance from last bill	\$83,384.11
Less Payment received September 13, 2018 - thank you!	-\$41,986.69
Balance remaining from your last bill	\$41,397.42

This month's charges and credits

Electric charges - PSE&G	\$505.08
This month's charges and credits	\$505.08
Total amount due by Oct 9, 2018	\$41,902.50

Handwritten notes:
 \$ 505.08
 \$ 505.08
 oh
 2

WILLINGBORO TOWNSHIP
 WILLINGBORO TWP
 Your account number: 1301357901
 Invoice Number: 503100047910

Location Summary (continued)

Name and service location	Account number	Account summary	Amount	Usage Details (page #)
WILLINGBORO TOWNSHIP	7340612300	PSE&G balance from last bill	\$82,386.04	Pg. 10
VARIOUS LOCATIONS		Payment received - <i>Thank you!</i>	-\$41,475.41	
WILLINGBORO TWP NJ		Current charges	\$0.00	
Total amount due			\$40,910.63	

Total Amount For 9 Accounts **\$41,902.50**

Under applicable tax law, the State Sales and Use Tax and corporate business tax are imposed upon the energy you have used.

WILLINGBORO TOWNSHIP
 WILLINGBORO TWP
 Your account number: 1301357901
 Invoice Number: 503100047910

Details of your electric charges

Your rate: *General Lighting & Power (GLP)*

Meter # 626042181

Actual reading Sep 18, 2018	37677
<i>Less</i> Actual reading Aug 17, 2018	37448
Total electric you used in 32 days	229 kWh

BILLED DEMAND	
Annual Demand kW	0.60
Summer Demand kW	0.60
SUPPLY CAPACITY	
Generation kW	0.331
Transmission kW	0.289

Delivery charges

Monthly service charge		\$4.22
Charges for delivering electric to you:		
Annual Demand	0.600 kW x \$2.166667	\$1.30
Summer Demand	0.600 kW x \$4.016667	\$2.41
kWh charges		
For the first	100 kWh x \$0.011300	\$1.13
For the next	129 kWh x \$0.011318	\$1.46
Societal Benefits	229 kWh x \$0.007860	\$1.80
Total electric delivery charges		\$12.32

Price to compare




If you want to consider getting your electric supply from another supplier, you can compare their price with ours. This month, your cost for energy supply is \$15.89. This *price to compare* varies from month to month, depending on your usage.

Your PoD ID is: PE000008785290144948

Supply charges

BGS Capacity		
Generation	0.331 kW x \$5.498489	\$1.82
Transmission	0.288 kW x \$9.895833	\$2.85
Cost of electric supplied by PSE&G:		
Charges		
For the first	100 kWh x \$0.051100	\$5.11
For the next	129 kWh x \$0.047364	\$6.11
Total electric supply charges		\$15.89

 **Total electric charges** **\$28.21**

 ACCOUNT NUMBER 7340611703	 SERVICE ADDRESS J F KENNEDY WY P60214 WILLINGBORO TWP NJ	 NEXT METER READING October 22, 2018
---	---	---

Details of your electric charges

Your rate: *General Lighting & Power (GLP)*

Meter # 626042200




Actual reading Sep 21, 2018	47771
<i>Less</i> Actual reading Aug 22, 2018	47459
Total electric you used in 30 days	312 kWh

BILLED DEMAND	
Annual Demand kW	1.00
Summer Demand kW	1.00
SUPPLY CAPACITY	
Generation kW	0.508
Transmission kW	0.443

Supply charges

BGS Capacity		
Generation	0.371 kW x \$5.498652	\$2.04
Transmission	0.322 kW x \$9.937888	\$3.20
Cost of electric supplied by PSE&G:		
Charges		
For the first	89 kWh x \$0.051011	\$4.54
For the next	155 kWh x \$0.047419	\$7.35
Total electric supply charges		\$17.13

 **Total electric charges** **\$30.96**

 ACCOUNT NUMBER 7340611908	 SERVICE ADDRESS BEV RANC RD P2114 WILLINGBORO TWP NJ	 NEXT METER READING October 11, 2018
---	---	---

Details of your electric charges

Your rate: *General Lighting & Power (GLP)*

Meter # 626042189

Actual reading Sep 12, 2018	35663
<i>Less</i> Actual reading Aug 13, 2018	35447
Total electric you used in 30 days	216 kWh

BILLED DEMAND	
Annual Demand kW	0.60
Summer Demand kW	0.60
SUPPLY CAPACITY	
Generation kW	0.330
Transmission kW	0.288

Delivery charges



Monthly service charge		\$4.22
Charges for delivering electric to you:		
Annual Demand	0.600 kW x \$2.166667	\$1.30
Summer Demand	0.600 kW x \$4.016667	\$2.41
kWh charges		
For the first	129 kWh x \$0.011318	\$1.46
For the next	87 kWh x \$0.011264	\$0.98
Societal Benefits	216 kWh x \$0.007870	\$1.70
Total electric delivery charges		\$12.07

Price to compare
<p>If you want to consider getting your electric supply from another supplier, you can compare their price with ours. This month, your cost for energy supply is \$15.33. This <i>price to compare</i> varies from month to month, depending on your usage.</p>
<p>Your PoD ID is: PE000010245353744948</p>

Supply charges

BGS Capacity		
Generation	0.330 kW x \$5.515152	\$1.82
Transmission	0.288 kW x \$9.722222	\$2.80
Cost of electric supplied by PSE&G:		
Charges		
For the first	129 kWh x \$0.051085	\$6.59
For the next	87 kWh x \$0.047356	\$4.12
Total electric supply charges		\$15.33

 **Total electric charges** **\$27.40**

 ACCOUNT NUMBER 7340612009	 SERVICE ADDRESS J F KENNEDY WAY WILLINGBORO TWP NJ	 NEXT METER READING October 22, 2018
---	---	---

Delivery charges

Monthly service charge		\$4.22
Charges for delivering electric to you:		
Annual Demand	0.600 kW x \$2.166667	\$1.30
Summer Demand	0.600 kW x \$4.016667	\$2.41
kWh charges		
For the first	84 kWh x \$0.011310	\$0.95
For the next	108 kWh x \$0.011296	\$1.22
Societal Benefits	192 kWh x \$0.007865	\$1.51
Total electric delivery charges		\$11.61

Supply charges

BGS Capacity		
Generation	0.305 kW x \$5.508197	\$1.68
Transmission	0.265 kW x \$9.886792	\$2.62
Cost of electric supplied by PSE&G:		
Charges		
For the first	84 kWh x \$0.051071	\$4.29
For the next	108 kWh x \$0.047407	\$5.12
Total electric supply charges		\$13.71

 **Total electric charges** **\$25.32**

Price to compare

If you want to consider getting your electric supply from another supplier, you can compare their price with ours. This month, your cost for energy supply is \$13.71. This *price to compare* varies from month to month, depending on your usage.

Your PoD ID is: PE000011464911444948

 **ACCOUNT NUMBER**
7340612203

 **SERVICE ADDRESS**
BEV RANC RD & CO
WILLINGBORO TWP NJ

 **NEXT METER READING** October 11, 2018

 **Details of your electric charges**

Your rate: *General Lighting & Power (GLP)*

Meter # 626001254

Actual reading Sep 12, 2018	6723
<i>Less</i> Actual reading Aug 13, 2018	6688
Difference	35
Meter multiplier	6
Total kWh	210

BILLED DEMAND

Annual Demand kW	0.40
Summer Demand kW	0.40

SUPPLY CAPACITY

Generation kW	0.329
Transmission kW	0.287

Delivery charges

Monthly service charge		\$4.22
Charges for delivering electric to you:		
Annual Demand	0.400 kW x \$2.150000	\$0.86
Summer Demand	0.400 kW x \$4.025000	\$1.61
kWh charges		
For the first	126 kWh x \$0.011270	\$1.42
For the next	84 kWh x \$0.011310	\$0.95
Societal Benefits	210 kWh x \$0.007857	\$1.65
Total electric delivery charges		\$10.71

Price to compare

If you want to consider getting your electric supply from another supplier, you can compare their price with ours. This month, your cost for energy supply is \$15.02. This *price to compare* varies from month to month, depending on your usage.

Your PoD ID is: PE000008299576244948



PSE&G

We make things work for you.

Past due reminder

Total amount due

\$83,413.65

Please pay by

October 9, 2018

Bill date: September 25, 2018

Your energy bill

Message Center

** PAST DUE REMINDER **

1-800-357-2262 (Mon-Fri, 7:30 AM - 8:00 PM)

Your bill for service is unpaid and past due. Payment of \$41,397.42 must be received by 10/9/2018 or your account may be removed from the PSE&G collective billing process. As a result, service on individual accounts may be discontinued. If service is discontinued, a reconnection fee of \$45.00 will be charged for each service that is shut off. Service may not be restored on the same day. Delinquent bills result in a poor PSE&G Credit Rating.

Take back your desk! Go paperless! Instead of receiving a paper bill each month, you get a monthly email showing your bill amount and due date, with the ability to view or print your current and past bills. To sign up, log in to My Account at pseg.com, and select "Paperless Billing."

Stay connected during hurricane season! Visit pseg.com/outagecenter to report an outage, view our outage map and access important safety information to help you before, during and after a storm.

How to contact us

1-855-BIZ-PSEG (249-7734)

Customer service: 7am to 5:30pm Mon to Fri, Closed on weekends and holidays

Emergencies / outages: 24 hours daily

TTY for the hearing impaired 1 800 225-0072

Visit pseg.com/myaccount to access your account anytime

Text us. Register for MyAlerts by texting **REG** to 4PSEG(47734)
> Text **OUT** to report an outage.

facebook.com/pseg

twitter.com/psegdelivers

► WILLINGBORO TOWNSHIP
WILLINGBORO TWP

ACCOUNT NUMBER
13 013 579 01

Your billing summary for 9 accounts

Balance remaining from your last bill


PSE&G balance from last bill	\$41,902.50
Balance remaining from your last bill	\$41,902.50


This month's charges and credits




Unmetered charges – PSE&G	\$41,511.15
This month's charges and credits	\$41,511.15

Total amount due by Oct 9, 2018	\$83,413.65
--	--------------------




\$ 41,511.15


 ACCOUNT NUMBER 7340611509	 SERVICE ADDRESS BEV RANC RD P5579 WILLINGBORO TWP NJ	 NEXT METER READING October 10, 2018
---	---	--

 ACCOUNT NUMBER 7340611606	 SERVICE ADDRESS BEV RANC RD P60884 WILLINGBORO TWP NJ	 NEXT METER READING October 17, 2018
---	--	--

 ACCOUNT NUMBER 7340611703	 SERVICE ADDRESS J F KENNEDY WY P60214 WILLINGBORO TWP NJ	 NEXT METER READING October 22, 2018
---	---	--




 ACCOUNT NUMBER 7340611800	 SERVICE ADDRESS LEVITT PKY P5396 WILLINGBORO TWP NJ	 NEXT METER READING October 18, 2018
---	--	--

 ACCOUNT NUMBER 7340611908	 SERVICE ADDRESS BEV RANC RD P2114 WILLINGBORO TWP NJ	 NEXT METER READING October 11, 2018
---	---	--

 ACCOUNT NUMBER 7340612009	 SERVICE ADDRESS J F KENNEDY WAY WILLINGBORO TWP NJ	 NEXT METER READING October 22, 2018
---	---	--

 ACCOUNT NUMBER 7340612106	 SERVICE ADDRESS BEV RANC RD TRF WILLINGBORO TWP NJ	 NEXT METER READING October 17, 2018
---	---	--

 ACCOUNT NUMBER 7340612203	 SERVICE ADDRESS BEV RANC RD & CO WILLINGBORO TWP NJ	 NEXT METER READING October 11, 2018
---	--	--

 ACCOUNT NUMBER 7340612300	 SERVICE ADDRESS VARIOUS LOCATIONS WILLINGBORO TWP NJ	 NEXT METER READING October 22, 2018
---	---	--

Past due reminder

Total amount due **\$1,249.49**
Please pay by **October 9, 2018**

Your energy bill

Bill date: September 24, 2018

Message Center

**** PAST DUE REMINDER ****

1-800-357-2262 (Mon-Fri, 7:30 AM - 8:00 PM)

Your bill for service is unpaid and past due. Payment of \$630.19 must be received by 10/9/2018 or your account may be removed from the PSE&G collective billing process. As a result, service on individual accounts may be discontinued. If service is discontinued, a reconnection fee of \$45.00 will be charged for each service that is shut off. Service may not be restored on the same day. Delinquent bills result in a poor PSE&G Credit Rating.

Take back your desk! Go paperless! Instead of receiving a paper bill each month, you get a monthly email showing your bill amount and due date, with the ability to view or print your current and past bills. To sign up, log in to My Account at pseg.com, and select "Paperless Billing."

Stay connected during hurricane season! Visit pseg.com/outagecenter to report an outage, view our outage map and access important safety information to help you before, during and after a storm.

How to contact us

1-855-BIZ-PSEG (249-7734)
Customer service: 7am to 5:30pm Mon to Fri, Closed on weekends and holidays
Emergencies / outages: 24 hours daily
TTY for the hearing impaired 1 800 225-0072

Visit pseg.com/myaccount to access your account anytime

Text us. Register for MyAlerts by texting **REG** to 4PSEG(47734)
> Text **OUT** to report an outage.

facebook.com/pseg twitter.com/psegdelivers

WILLINGBORO TWP
JOHN F KENNEDY WAY &

ACCOUNT NUMBER
13 013 576 18

Your billing summary for 12 accounts

Balance remaining from your last bill

PSE&G balance from last bill	\$1,281.54
Less Payment received - thank you!	-\$651.35
Balance remaining from your last bill	\$630.19

This month's charges and credits

Electric charges - PSE&G	\$29.51
Plus Unmetered charges - PSE&G	\$589.79
This month's charges and credits	\$619.30 ✓

Total amount due by Oct 9, 2018 **\$1,249.49**

\$ 619.30

WILLINGBORO TWP
 JOHN F KENNEDY WAY &
 Your account number: 1301357618
 Invoice Number: 503100047909

Location Summary (continued)

Name and service location	Account number	Account summary	Amount	Usage Details (page #)
WILLINGBORO TWP CHARLESTON RD & JOHN F KENNEDY WAY WILLINGBORO TWP NJ	7340609407	PSE&G balance from last bill Payment received - <i>Thank you!</i> Current charges	\$51.89 -\$26.37 \$24.89	Pg. 11
Total amount due			\$50.41	
WILLINGBORO TWP RTE 130 WILLINGBORO TWP NJ	7340609504	PSE&G balance from last bill Payment received - <i>Thank you!</i> Current charges	\$202.88 -\$103.06 \$97.41	Pg. 12
Total amount due			\$197.23	
WILLINGBORO TWP WDLANE WILLINGBORO TWP NJ	7340609601	PSE&G balance from last bill Payment received - <i>Thank you!</i> Current charges	\$47.97 -\$24.37 \$23.04	Pg. 13
Total amount due			\$46.64	
WILLINGBORO TWP SUNSET RD & VAN SCIVER PKWY WILLINGBORO TWP NJ	7340609709	PSE&G balance from last bill Payment received - <i>Thank you!</i> Current charges	\$80.41 -\$40.37 \$38.08	Pg. 14
Total amount due			\$78.12	

Total Amount For 12 Accounts

\$1,249.49

Under applicable tax law, the State Sales and Use Tax and corporate business tax are imposed upon the energy you have used.

WILLINGBORO TWP
 JOHN F KENNEDY WAY &
 Your account number: 1301357618
 Invoice Number: 503100047909

Your unmetered electric charges

Your rate: *Body Politic Lighting (BPL)*

USAGE

For the period Aug 23, 2018 to Sep 21, 2018 : 545 kWh

Delivery charges

Fixture charge		\$67.16
Charges for delivering electric to you:		
kWh charges		
For the first	150 kWh x \$0.025879	\$3.88
For the next	395 kWh x \$0.025987	\$10.26

Total electric delivery charges \$81.30

Supply charges

Cost of electric supplied by PSE&G:

Charges		
For the first	150 kWh x \$0.036714	\$5.51
For the next	395 kWh x \$0.033054	\$13.06


Total electric supply charges \$18.57

 **Total unmetered electric charges \$99.87**

Price to compare

If you want to consider getting your electric supply from another supplier, you can compare their price with ours. This month, your cost for energy supply is \$18.57. This price to compare varies from month to month, depending on your usage.

Your PoD ID is: PE000011838374447538

 **ACCOUNT NUMBER**
7340608818

 **SERVICE ADDRESS**
J F KENNEDY WY TS
WILLINGBORO TWP NJ

 **NEXT METER READING** October 22, 2018

WILLINGBORO TWP
 JOHN F KENNEDY WAY &
 Your account number: 1301357618
 Invoice Number: 503100047909

Your unmetered electric charges

Your rate: *General Lighting & Power (GLP)*

USAGE

For the period Aug 23, 2018 to Sep 21, 2018 : 216 kWh

Delivery charges

Fixed services		\$1.96
Charges for delivering electric to you:		
Annual Demand	0.600 kW x \$2.166667	\$1.30
Summer Demand	0.600 kW x \$4.016667	\$2.41
kWh charges		
For the first	65 kWh x \$0.011282	\$0.73
For the next	151 kWh x \$0.011288	\$1.70
Societal Benefits	216 kWh x \$0.007870	\$1.70

Total electric delivery charges \$9.80

Supply charges

BGS Capacity		
Generation	0.305 kW x \$5.508197	\$1.68
Transmission	0.266 kW x \$10.000000	\$2.66
Cost of electric supplied by PSE&G:		
Charges		
For the first	65 kWh x \$0.051056	\$3.32
For the next	151 kWh x \$0.047396	\$7.16

Total electric supply charges \$14.82




 **Total unmetered electric charges \$24.62**

BILLED DEMAND	
Annual Demand kW	0.60
Summer Demand kW	0.60
SUPPLY CAPACITY	
Generation kW	0.305
Transmission kW	0.266

Price to compare

If you want to consider getting your electric supply from another supplier, you can compare their price with ours. This month, your cost for energy supply is \$14.82. This price to compare varies from month to month, depending on your usage.

Your PoD ID is: PE000011838592147538

 ACCOUNT NUMBER 7340609008	 SERVICE ADDRESS RTE 130 TS WILLINGBORO TWP NJ	 NEXT METER READING October 22, 2018
---	--	---

Your unmetered electric charges

Your rate: *General Lighting & Power (GLP)*

USAGE

For the period Aug 23, 2018 to Sep 21, 2018 : 270 kWh

Delivery charges

Fixed services		\$1.96
Charges for delivering electric to you:		
Annual Demand	0.800 kW x \$2.162500	\$1.73
Summer Demand	0.800 kW x \$4.012500	\$3.21
kWh charges		
For the first	81 kWh x \$0.011282	\$0.91
For the next	189 kWh x \$0.011288	\$2.13
Societal Benefits	270 kWh x \$0.007889	\$2.13

Total electric delivery charges \$12.07

Supply charges

BGS Capacity		
Generation	0.382 kW x \$5.497382	\$2.10
Transmission	0.333 kW x \$10.000000	\$3.33
Cost of electric supplied by PSE&G:		
Charges		
For the first	81 kWh x \$0.051056	\$4.14
For the next	189 kWh x \$0.047396	\$8.96

Total electric supply charges \$18.53

 **Total unmetered electric charges \$30.60**

BILLED DEMAND	
Annual Demand kW	0.80
Summer Demand kW	0.80
SUPPLY CAPACITY	
Generation kW	0.382
Transmission kW	0.333


Price to compare

If you want to consider getting your electric supply from another supplier, you can compare their price with ours. This month, your cost for energy supply is \$18.53. This price to compare varies from month to month, depending on your usage.

Your PoD ID is: PE000011838279547538

 **ACCOUNT NUMBER**
7340609202

 **SERVICE ADDRESS**
RTE 130 & VAN SCIVER PKWY
WILLINGBORO TWP NJ

 **NEXT METER READING** October 22, 2018

WILLINGBORO TWP
 JOHN F KENNEDY WAY &
 Your account number: 1301357618
 Invoice Number: 503100047909

Delivery charges

Monthly service charge		\$4.22
Charges for delivering electric to you:		
Annual Demand	0.600 kW x \$2.166667	\$1.30
Summer Demand	0.600 kW x \$4.016667	\$2.41
kWh charges		
For the first	66 kWh x \$0.011212	\$0.74
For the next	168 kWh x \$0.011310	\$1.90
Societal Benefits	234 kWh x \$0.007863	\$1.84
Total electric delivery charges		\$12.41

Supply charges


BGS Capacity		
Generation	0.406 kW x \$5.492611	\$2.23
Transmission	0.354 kW x \$10.000000	\$3.54
Cost of electric supplied by PSE&G:		
Charges		
For the first	66 kWh x \$0.051061	\$3.37
For the next	168 kWh x \$0.047381	\$7.96
Total electric supply charges		\$17.10

 **Total electric charges** **\$29.51**

Price to compare

If you want to consider getting your electric supply from another supplier, you can compare their price with ours. This month, your cost for energy supply is \$17.10. This *price to compare* varies from month to month, depending on your usage.

Your PoD ID is: PE000008299352847538

 **ACCOUNT NUMBER**
7340609407

 **SERVICE ADDRESS**
CHARLESTON RD & JOHN F KENNEDY WAY
WILLINGBORO TWP NJ

 **NEXT METER READING** October 22, 2018

WILLINGBORO TWP
 JOHN F KENNEDY WAY &
 Your account number: 1301357618
 Invoice Number: 503100047909

Your unmetered electric charges

Your rate: *General Lighting & Power (GLP)*

USAGE

For the period Aug 23, 2018 to Sep 21, 2018 : 834 kWh

Delivery charges

Fixed services		\$1.96
Charges for delivering electric to you:		
Annual Demand	3.600 kW x \$2.166667	\$7.80
Summer Demand	3.600 kW x \$4.019444	\$14.47
kWh charges		
For the first	250 kWh x \$0.011282	\$2.82
For the next	584 kWh x \$0.011288	\$6.59
Societal Benefits	834 kWh x \$0.007878	\$6.57

Total electric delivery charges \$40.21

Supply charges

BGS Capacity		
Generation	1.181 kW x \$5.503810	\$6.50
Transmission	1.028 kW x \$9.980545	\$10.26
Cost of electric supplied by PSE&G:		
Charges		
For the first	250 kWh x \$0.051056	\$12.76
For the next	584 kWh x \$0.047396	\$27.68

Total electric supply charges \$57.20


 **Total unmetered electric charges \$97.41**

BILLED DEMAND	
Annual Demand kW	3.60
Summer Demand kW	3.60
SUPPLY CAPACITY	
Generation kW	1.181
Transmission kW	1.028


Price to compare

If you want to consider getting your electric supply from another supplier, you can compare their price with ours. This month, your cost for energy supply is \$57.20. This price to compare varies from month to month, depending on your usage.

Your PoD ID is: PE000011838615047538

 **ACCOUNT NUMBER**
7340609601

 **SERVICE ADDRESS**
WDLANE
WILLINGBORO TWP NJ

 **NEXT METER READING** October 22, 2018

Your unmetered electric charges

Your rate: *General Lighting & Power (GLP)*

USAGE

For the period Aug 23, 2018 to Sep 21, 2018 : 341 kWh

Delivery charges

Fixed services		\$1.96
Charges for delivering electric to you:		
Annual Demand	1.000 kW x \$2.170000	\$2.17
Summer Demand	1.000 kW x \$4.010000	\$4.01
kWh charges		
For the first	102 kWh x \$0.011282	\$1.15
For the next	239 kWh x \$0.011288	\$2.70
Societal Benefits	341 kWh x \$0.007889	\$2.69

Total electric delivery charges \$14.68

Supply charges

BGS Capacity		
Generation	0.482 kW x \$5.497925	\$2.65
Transmission	0.420 kW x \$10.023810	\$4.21
Cost of electric supplied by PSE&G:		
Charges		
For the first	102 kWh x \$0.051056	\$5.21
For the next	239 kWh x \$0.047396	\$11.33

Total electric supply charges \$23.40

 **Total unmetered electric charges \$38.08**

BILLED DEMAND

Annual Demand kW	1.00
Summer Demand kW	1.00

SUPPLY CAPACITY

Generation kW	0.482
Transmission kW	0.421

Price to compare

If you want to consider getting your electric supply from another supplier, you can compare their price with ours. This month, your cost for energy supply is \$23.40. This price to compare varies from month to month, depending on your usage.

Your PoD ID is: PE000011838596247538